

NOTTE.





febal
casa

COLLEZIONE NOTTE

NIGHT COLLECTION

Febal Casa delinea per la collezione NOTTE un lifestyle elegante e sofisticato con arredi in grado di far dialogare la tradizione italiana a note contemporanee. Soluzioni del vivere quotidiano che invitano ad una nuova concezione di comfort e relax coniugando un'estetica ispirata all'essenzialità formale e la ricerca di nuove suggestioni tattili e visive. Una collezione ricca di sfumature stilistiche, che animano energici contrasti o delicati accostamenti grazie ad un' ampia selezione di finiture da combinare alle vaste possibilità modulari che garantiscono un' estesa capacità di personalizzazione.

Febal Casa conjures up an elegant and sophisticated lifestyle for the NOTTE collection with furnishings that combine Italian tradition with contemporary overtones. Solutions for everyday living with a new take on the concept of comfort and relaxation, combining an aesthetic appeal inspired by understated formality and the search for new tactile and visual proposals. This collection is packed with subtle styles which create dynamic contrasts or delicate juxtapositions thanks to the wide choice of modular solutions with ample freedom for customisation.



TERRA: LA NOSTRA CASA.

ECONOMIA CIRCOLARE / CIRCULAR ECONOMY

Produciamo strutture e ante in nobilitato costituite da pannelli ecologici provenienti da fornitori certificati FSC® che utilizzano legno pre e post-consumo a cui viene data in seguito una seconda vita in virtù di un'economia circolare che si autoalimenta, senza andare a intaccare il nostro patrimonio forestale.

We produce melamine-faced structures and doors consisting of ecological panels produced by FSC® certified suppliers who use pre- and post-consumer wood, which is given a second life thanks to a self-perpetuating circular economy, without impacting our existing forests.

DURABILITÀ DEI PRODOTTI / PRODUCT DURABILITY

Progettiamo prodotti con una maggiore vita utile per ridurre i rifiuti e offrire alti standard qualitativi.
We design products with a longer life cycle to reduce waste and offer high quality standards.

LOGISTICA INTERNA / INTERNAL LOGISTICS

Abbiamo ottimizzato tutte le movimentazioni all'interno dell'azienda per ridurre al minimo lo spreco di risorse energetiche e la produzione di CO2.
We have optimised all movement within the company to minimise the waste of energy resources and the production of CO2.

IMBALLAGGI / PACKAGING

Impieghiamo solo cartoni realizzati con carta riciclata, riducendo progressivamente l'uso della plastica per sostituirla completamente con materiali green.
We only use boxes made of recycled paper, gradually reducing the use of plastic to completely replace it with eco-friendly materials.

TECNOLOGIE GREEN / GREEN TECHNOLOGY

Scegliamo materiali naturali al 100% resi straordinari da processi innovativi come la tecnologia di sinterizzazione che permette di creare pietre ceramiche senza l'utilizzo di colle e sostanze inquinanti.
We chose 100% natural materials with an excellent performance from innovative processes such as sintering technology which allows ceramic stone to be created without using adhesives or polluting substances

DIAGNOSI ENERGETICA / ENERGY DIAGNOSIS

Monitoriamo costantemente i consumi totali e definiamo così azioni di miglioramento sistemico volte a controllare ed ottimizzare il nostro impatto energetico.
We constantly monitor overall consumption and we define systemic improvement actions to optimise our energy impact.

MATERIALI ECO-FRIENDLY / ECO-FRIENDLY MATERIALS

Utilizziamo vetro e alluminio, riciclabili all'infinito per realizzare prodotti resistenti e allo stesso tempo di grande impatto estetico, e PET per superfici sicure che non rilasciano alcuna emissione tossica durante il ciclo di produzione e utilizzo.
We use glass and aluminium, which can be recycled over and over again to produce hard-wearing products with a high visual impact, as well as PET for safe surfaces which do not emit any harmful substances during the production cycle and when used.

UNI EN ISO 14001

Abbiamo certificato il nostro sistema di gestione ambientale in conformità agli standard alla norma UNI EN ISO 14001.
We have certified our environmental management system in compliance with UNI EN ISO 14001 standards.

TRASPORTO / TRANSPORT

Organizziamo le spedizioni ottimizzando gli spazi e i percorsi delle consegne per ridurre le emissioni di CO2 sul pianeta.
We organise shipments by optimising spaces and delivery routes to reduce CO2 emissions on the planet.

ATTITUDINE GREEN-LIVING / GREEN-LIVING ATTITUDE

Abbiamo azzerato l'utilizzo della plastica negli uffici e nella produzione installando distributori d'acqua e recuperiamo tutti i rifiuti che produciamo con la nostra attività industriale.
We have eliminated the use of plastic in our offices and production by installing water dispensers and recycling all the waste which we produce with our industrial activities.

INNOVAZIONE / INNOVATION

Siamo sempre alla ricerca di materiali e materie prime uniche in grado di permetterci di proporre sul mercato prodotti di alta qualità dal design distintivo.
We are always on the lookout for unique materials and raw materials that allow us to offer always the market high-quality products with a signature design.

SPAZI OTTIMIZZATI / OPTIMISATION OF SPACES

Riduciamo lo spreco dei materiali da costruzione ottimizzando gli spazi con le nostre soluzioni di arredo che si adattano alle diverse architetture grazie alla loro ampia modularità e personalizzazione.
We reduce building material waste by optimising spaces with our furnishing solutions that adapt to different styles of architecture thanks to their wide-ranging modularity and customisation options.

INDICE

NOTTE.

LETTI / BEDS

Anouk 230
Beach 144, 164
Bellini 174
Benoit 114
Daiquiri 134
Desire 10, 18, 62
Hug 240
Liebe 210, 272
Lisboa 22
Lisboa soft 42
Kim 52
Marcel 184
Navona 72
Navona soft 104
Nouvelle 94, 124, 200
Opus 32
Seurat 194
Soave 220
Sofia 260
Softcase 82
Softcase Royal 154
Tokyo 250

GRUPPI NOTTE / BEDROOM SETS

Antibes 124, 164
Clio 200, 220
Damien 42, 144, 174, 230
Dido 10, 18, 72
Elite 250
Gae 18, 32, 82, 210
Gala 62, 94, 154, 184, 260
Gate 22
Jean 114, 240
Keith 104, 134
Marlene 52, 194, 260, 272

ARMADI BATTENTI

WARDROBE WITH HINGED DOORS

Aurora 42, 240, 272, 294, 316, 322
Barret 22, 72, 114, 134, 164, 288, 294, 304
Blake 210
Columbia 174
Elite 250
Lumia 10
Lewitt 62, 144, 184
Lewitt Plus 10, 62

Consolle / Consoles 22

Armadio per passaggio / Over-door wardrobe 288

Nicchia / Niche 288

Ponte / Overhead 334, 335

ARMADI SCORREVOLI

WARDROBE WITH SLIDING DOORS

Aurora 82, 154

Barret 104

Blake 230

Halley 32, 94, 124

Hoxton 200

Ninfea 52

Otto 220

Smith 260

Square cassetiera / chest of drawers 240, 294, 322

PLUS DI PRODOTTO / PRODUCTS PLUS 330

COMPONIBILITÀ / COMPONIBILITY 372

NOVITÀ / NEWS 376

LETTI / BEDS 380

FINITURE / FINISHING 388

LETTI, GRUPPI & ARMADI
BED, BEDROOM SETS & WARDROBES





Letto Desire con rivestimento in tessuto Burana Sac e sommier Adair in laccato opaco Caffè. Gruppo notte Dido in laccato opaco Caffè con top e zoccolo in nobilitato Eucalipto e maniglia in metallo Carbon grey.

Desire bed with covering in Burana Sac fabric and Adair sommier in matt lacquered Caffè. Dido bedroom set in matt lacquered Caffè with top and plinth in melamine-faced Eucalipto and handle in Carbon grey metal.





Armadio con ante battenti Lewitt Plus e Lumia in laccato opaco Visone. Interni in nobilitato Eucalipto con telai estraibili Plus in vetro e alveare portaoggetti con watch winder. L'anta Lumia, arricchita nell'estetica dalla luce led integrata, porta nella zona notte un elemento stilistico di forte contemporaneità.

Wardrobe with Lewitt Plus and Lumia swing doors in matt lacquered Visone. Interiors in melamine-faced Eucalipto with Plus glass shelves and compartmented organiser with watch winder. The Lumia door, visually enriched by the integrated LED light, adds a highly contemporary stylistic element to the bedroom.



DESIRE
letto / *bed*

Testata: rivestimento Burana 0019 Sac
Sommier Adair: laccato opaco Caffè

Headboard: Burana 0019 Sac covering
Adair sommier: matt lacquered Caffè

DIDO
gruppo notte / *bedroom set*

Struttura: laccato opaco Caffè
Top: nobilitato Eucalipto
Maniglia: metallo Carbon grey

Structure: matt lacquered Caffè
Top: melamine-faced Eucalipto
Handle: Carbon grey metal

LEWITT / LUMIA
armadio battente / *wardrobe with hinged doors*

Anta Lewitt: laccato opaco Visone
Anta Lumia: laccato opaco Visone
Cassa interna: nobilitato Eucalipto
Attrezzatura: tubi appendiabiti e telai estraibili Plus in Carbon grey
Schiene: nobilitato Eucalipto
Fianchi: nobilitato Eucalipto

DESIRE (pag.18)
letto / *bed*

Testata: rivestimento Passirio 0010 Braun
Sommier Adair: laccato opaco Caffè

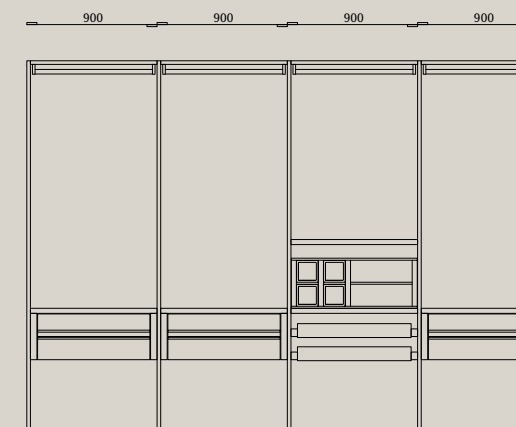
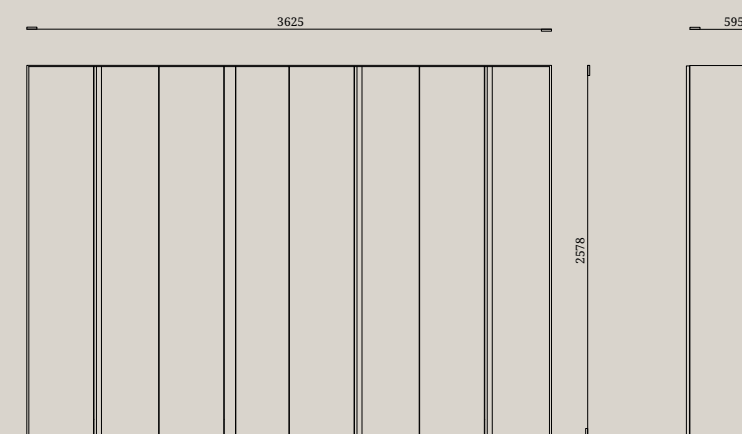
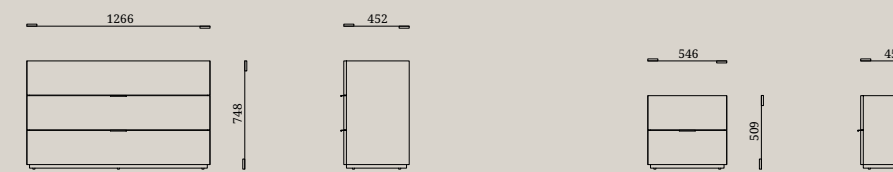
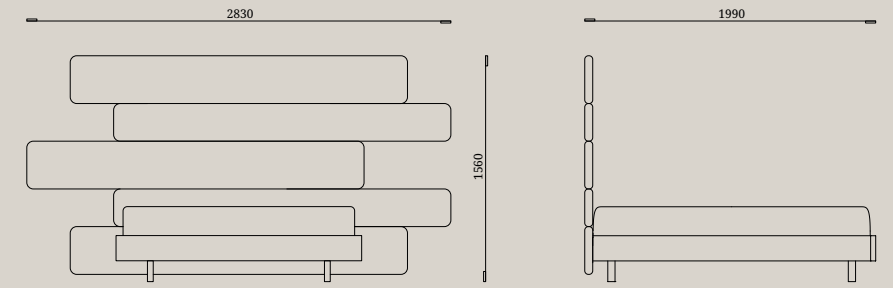
Headboard: Passirio 0010 Braun covering
Bed frame: matt lacquered Caffè

DIDO / GAE (pag.18)
gruppo notte / *bedroom set*

Struttura: laccato opaco Caffè
Top: nobilitato Eucalipto

Structure: matt lacquered Caffè
Top: melamine-faced Eucalipto

Lewitt door: matt lacquered Visone
Lumia door: matt lacquered Visone
Internal carcass: melamine-faced Eucalipto
Equipment: clothes rails and Plus pull-out shelves in Carbon grey
Back panels: melamine-faced Eucalipto
Sides: melamine-faced Eucalipto



DESIRE

DIDO

LEWITT PLUS / LUMIA




BURANA 0019 SAC




CAFFÈ



VISONE



EUCALIPTO



CARBON GREY



PASSIRIO 0010
BRAUN





Il letto Lisboa in nobilitato Eucalipto dialoga perfettamente con il gruppo Gate, un complemento notte che si distingue per stile e praticità grazie alla doppia tipologia di apertura, presa laterale superiore e push pull inferiore.

The Lisboa bed in melamine-faced Eucalipto perfectly dialogues with the Gate set, a bedroom furnishing distinguished by style and practicality thanks to the double opening type with side grip at the top and push-pull at the bottom.





L'armadio viene reinterpretato come spazio pensato per essere vissuto in diversi momenti della giornata. La consolle accoglie un piano in forte spessore polifunzionale, servito da mensole che scompaiono dietro ante battenti in nobilitato Desert. L'illuminazione a led integrata esalta le venature delle schiene in nobilitato Eucalipto.

The wardrobe is reinterpreted as a space designed to be lived at different times of the day. The console houses a multipurpose extra-thick top, served by shelves that disappear behind the swing doors in melamine-faced Desert. The integrated LED lighting enhances the grain patterns of the back panels in melamine-faced Eucalypto.

LISBOA
letto / *bed*

Testata e giroletto: nobilitato Eucalipto

Headboard and bed frame: melamine-faced Eucalipto

BARRET
armadio battente / *wardrobe with hinged doors*

Anta Barret: nobilitato Desert e maniglia V12E nobilitato Desert

Cassa interna: nobilitato Eucalipto

Attrezzatura: tubi appendiabiti

Schiene: nobilitato Eucalipto

Consolle e mensole: nobilitato Desert

Fianchi: nobilitato Eucalipto

GATE
gruppo notte / *bedroom set*

Struttura e frontali cassetto: nobilitato Desert

Frontali cassetto e top: nobilitato Eucalipto

Portale: metallo Carbon grey

Structure and drawer fronts: melamine-faced Desert

Drawer fronts and top: melamine-faced Eucalipto

Portal: Carbon grey metal

Barret door: melamine-faced Desert and V12E handle in melamine-faced Desert

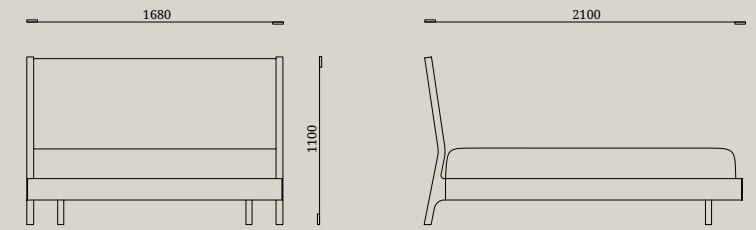
Internal carcass: melamine-faced Eucalipto

Equipment: clothes rails

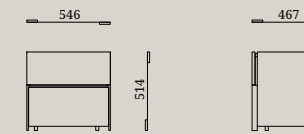
Back panels: melamine-faced Eucalipto

Consoles and shelves: melamine-faced Desert

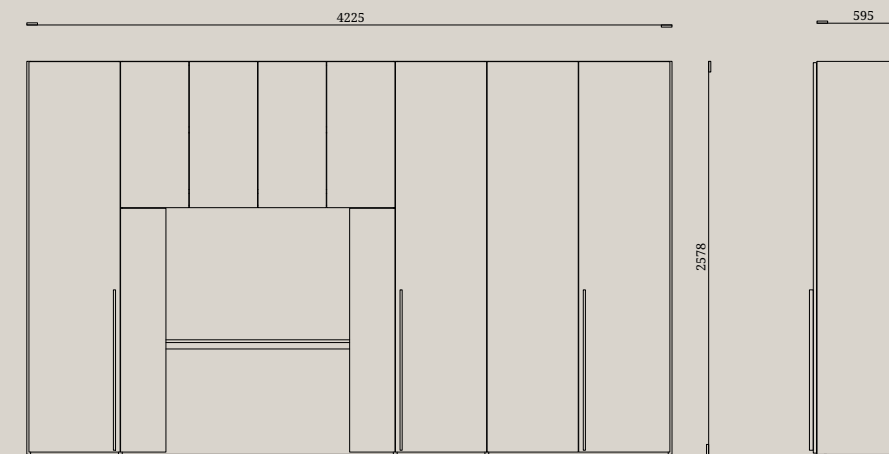
Sides: melamine-faced Eucalipto




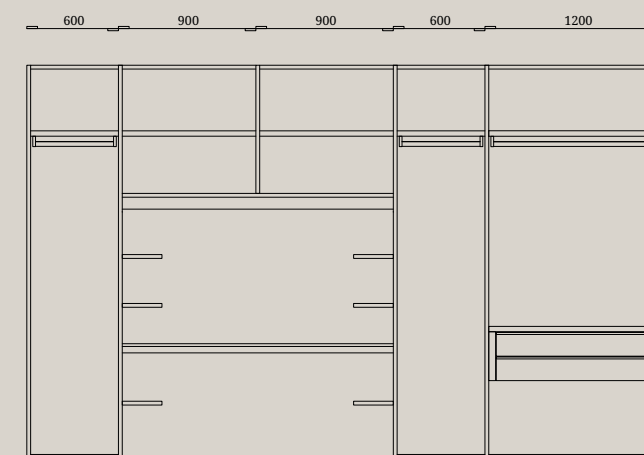
LISBOA




GATE




BARRET



EUCALIPTO



DESERT



CARBON GREY





Il letto Opus in tessuto Cristal Greystone è caratterizzato da un' assoluta morbidezza. Il rivestimento, realizzabile in molteplici materiali e finiture, delinea una silhouette soffice e accogliente.

The Opus bed in Cristal Greystone fabric is characterised by absolute softness. The covering, available in different finishes, outlines a soft and welcoming silhouette.





L'anta scorrevole Halley, in nobilitato Basalto e Noce, gioca sui contrasti cromatici e materici esaltati dalla luce led integrata che unisce funzionalità ed estetica donando all'intero ambiente un piacevole effetto cocooning.

The Halley sliding door in melamine-faced Basalto and Noce plays on the colour and material contrasts accentuated by the integrated LED light, which combines practicality and visual appeal, giving the entire room a pleasant cocooning effect.

OPUS
letto / *bed*

Testata e giroletto: rivestimento Cristal 0604 Greystone

Headboard and bed frame: Cristal 0604 Greystone covering

GAE
gruppo notte / *bedroom set*

Struttura: nobilitato Basalto

Top: nobilitato Noce

Structure: melamine-faced Basalto

Top: melamine-faced Noce

HALLEY
armadio scorrevole / *wardrobe with sliding doors*

Anta Halley: nobilitato Basalto e nobilitato Noce con maniglia laccato

opaco Cappuccino

Cassa interna: nobilitato Leather grey

Attrezzatura: tubi appendiabiti Plus in Carbon Grey

Schiene: nobilitato Leather grey

Frontali cassetti: nobilitato Leather grey

Fianchi: nobilitato Leather grey

Halley door: melamine-faced Basalto and melamine-faced Noce with

handle in matt lacquered Cappuccino

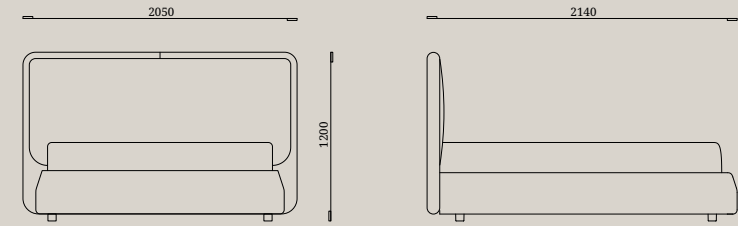
Internal carcass: melamine-faced Leather grey

Equipment: clothes rails

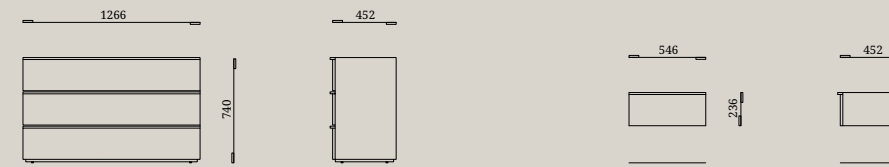
Back panels: melamine-faced Leather grey

Drawer fronts: melamine-faced Leather grey


Sides: melamine-faced Leather grey




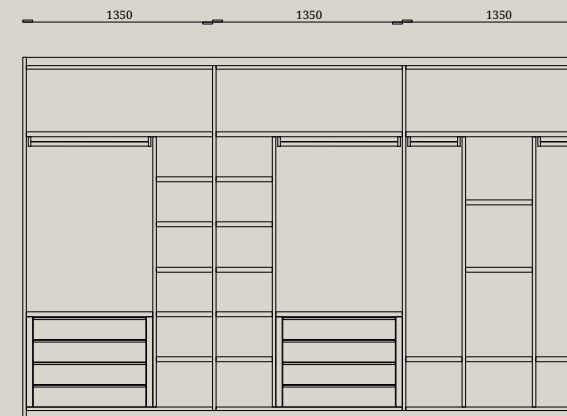
OPUS



GAE




HALLEY



CRISTAL 0604
GREYSTONE



BASALTO



NOCE



LEATHER GREY





Letto Lisboa soft in laccato opaco Grigio fango e tessuto Bentley Birch. Gruppo notte Damien in laccato opaco Grigio fango.

Soft Lisboa bed in matt lacquered Grigio fango and Bentley Birch fabric. Damien bedroom set in matt lacquered Grigio fango.





Armadio battente con anta Aurora in metallo Carbon grey e vetro Stop sol. Schiene in nobilitato Seta beige e ripiani Plus in metallo Carbon grey e vetro Trasparente dotati di illuminazione Led integrata.

Swing wardrobe with Aurora door in Carbon grey metal and Stopsol glass. Back panels in melamine-faced Seta beige and Plus shelves in Carbon grey metal and Trasparente glass, with integrated LED lighting.

LISBOA SOFT
letto / *bed*

Testata e giroletto: laccato opaco Grigio fango e tessuto Bentley 0801
Birch

*Headboard and bed frame: matt lacquered Grigio fango and Bentley 0801
Birch fabric*

AURORA
armadio battente / *wardrobe with hinged doors*

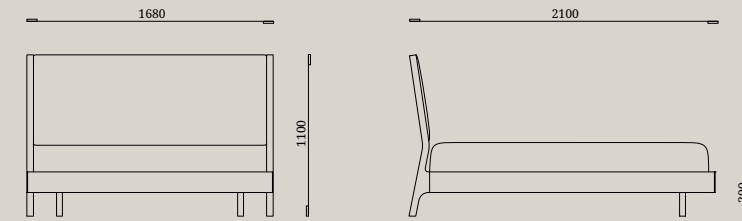
Anta Aurora: Carbon grey e vetro Stop sol
Cassa interna: nobilitato Leather grey
Attrezzatura: tubi appendiabiti e ripiani Plus in Carbon grey
Schiene: nobilitato Seta beige
Frontali cassetti: nobilitato Seta beige
Fianchi: nobilitato Leather grey

DAMIEN
gruppo notte / *bedroom set*

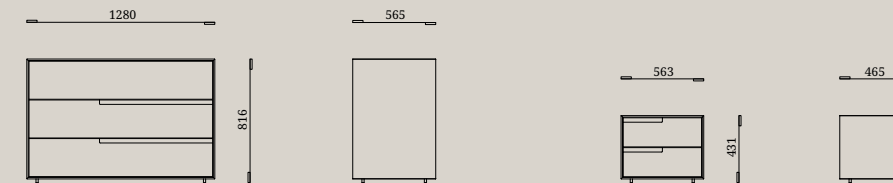
Struttura: laccato opaco Grigio fango

Structure: matt lacquered Grigio fango

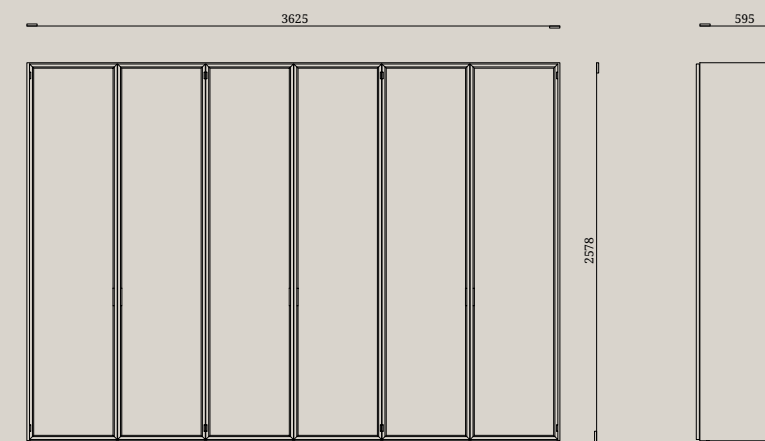
*Aurora door: Carbon grey and Stopsol glass
Internal carcass: melamine-faced Leather grey
Equipment: clothes rails and Plus shelves in Carbon grey
Back panels: melamine-faced Seta beige
Drawer fronts: melamine-faced Seta beige
Sides: melamine-faced Leather grey*




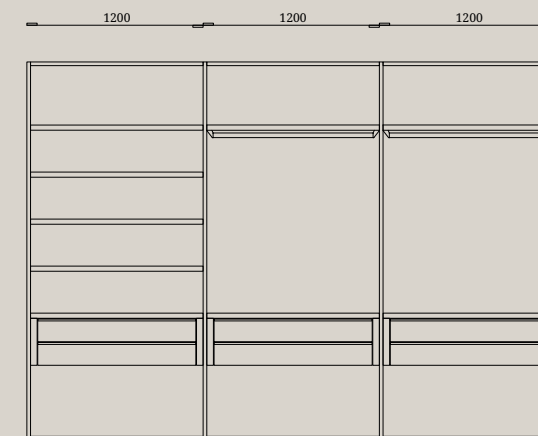
LISBOA SOFT




DAMIEN



AURORA




BENTLEY 0801
BIRCH



CARBON GREY



LEATHER GREY



SETA BEIGE



GRIGIO FANGO





Letto Kim con rivestimento in tessuto Queens Dark grey e gruppo notte Marlene in laccato opaco Grigio città con top in nobilitato Grigio titanio. Armadio con anta Ninfea in specchio Fumè.

Kim bed with covering in Queens Dark grey fabric and Marlene bedroom set in matt lacquered Grigio città with top in melamine-faced Grigio titanio. Wardrobe with Ninfea door in Fumè mirror finish.





All'interno dell'armadio gli accessori estraibili rappresentano un vero plus organizzativo e funzionale. Il telaio estraibile Plus con portagonne in Carbon grey coniuga funzionalità ed estetica all'interno dell'armadio.

The pull-out accessories in the wardrobe provide possibilities for extra organisation and use. The Plus pull-out frame with skirt rack in Carbon grey combines practicality and visual appeal inside the wardrobe.

KIM
letto / *bed*

Testata e giroletto: rivestimento Queens 0020 Dark grey

Headboard and bed frame: Queens 0020 Dark grey covering

NINFEA
armadio scorrevole / *wardrobe with sliding doors*

Anta Ninfea: specchio Fumè

Cassa interna: nobilitato Eucalipto

Attrezzatura: telaio estraibile Plus con portagonne, portascarpe e portabiancheria in metallo Carbon grey

Schiene: nobilitato Seta grigia

Fianchi: nobilitato Eucalipto

MARLENE
gruppo notte / *bedroom set*

Struttura: laccato opaco Grigio città

Top: nobilitato Grigio titanio

Structure: matt lacquered Grigio città

Top: melamine-faced Grigio titanio

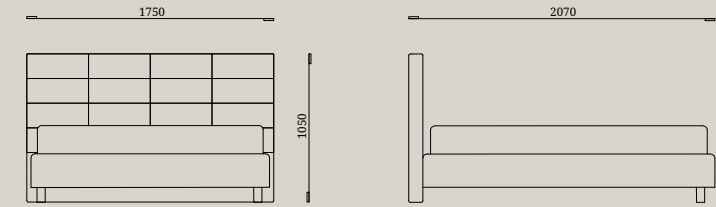
Ninfea door: Fumè mirror

Internal carcass: melamine-faced Eucalipto

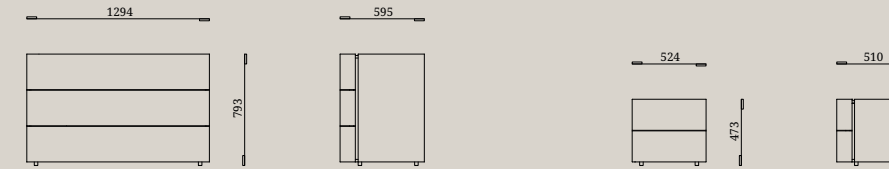
Equipment: Plus pull-out frame with skirt rack, shoe rack, and laundry basket in Carbon grey metal

Back panels: melamine-faced Seta grigia


Sides: melamine-faced Eucalipto



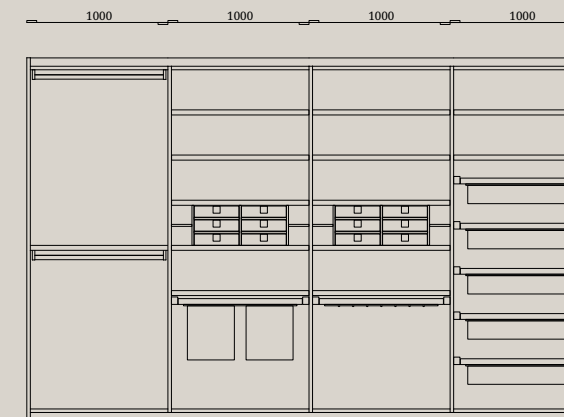
KIM




MARLENE




NINFEA



QUEENS 0020
DARK GREY




EUCALIPTO



CARBON GREY



SETA GRIGIA



GRIGIO CITTÀ



GRIGIO TITANIO





Letto Desire con rivestimento testata e sommier Ermes in Cristal Zinc, comodino Gala in laccato opaco Grigio antracite.

Desire bed with headboard and Ermes sommier covering in Cristal Zinc, Gala bedside table in matt lacquered Grigio antracite.





Armadio con ante battenti Lewitt Plus e maniglia gola con inserto in nobilitato Eucalipto.
Interni interamente in nobilitato Leather grey.

*Wardrobe with Lewitt Plus swing doors and groove handle with insert in melamine-faced Eucalipto.
Interiors entirely in melamine-faced Leather grey.*

DESIRE
letto / *bed*

Testata e giroletto: rivestimento Cristal 0600 Zinc

Headboard and bed frame: Cristal 0600 Zinc covering

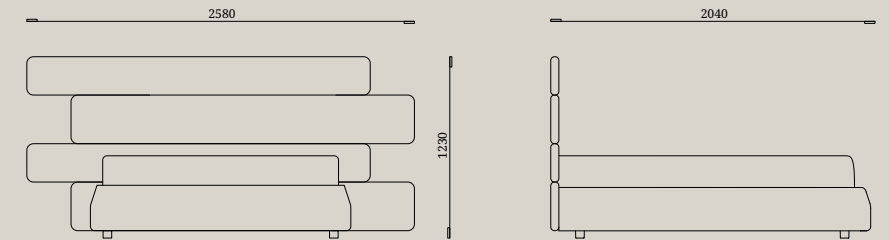
GALA
gruppo notte / *bedroom set*

Struttura: laccato opaco Grigio antracite

Gambe: metallo Carbon grey

Structure: matt lacquered Grigio antracite

Legs: Carbon grey metal



DESIRE

LEWITT PLUS
armadio battente / *wardrobe with hinged doors*

Anta Lewitt Plus: laccato opaco Grigio antracite con inserto in nobilitato Eucalipto

Cassa interna: nobilitato Leather grey

Schiene: nobilitato Leather grey

Frontali cassetti: nobilitato Leather grey

Fianchi: nobilitato Leather grey

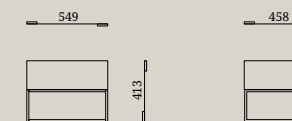
Lewitt Plus door: matt lacquered Grigio antracite with insert in melamine-faced Eucalipto

Internal carcass: melamine-faced Leather grey

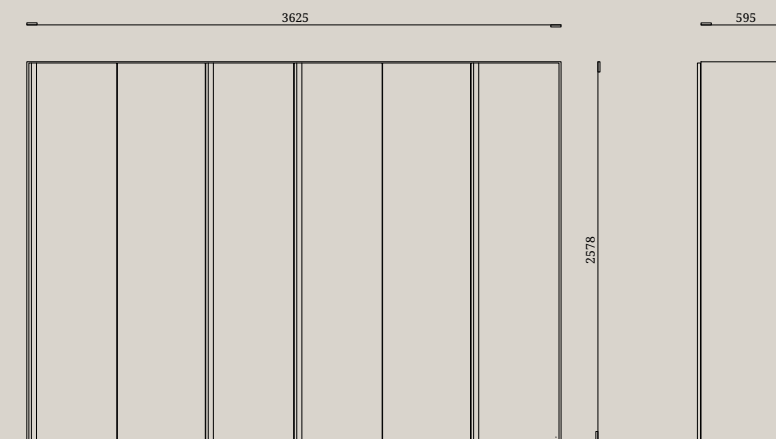
Back panels: melamine-faced Leather grey

Drawer fronts: melamine-faced Leather grey


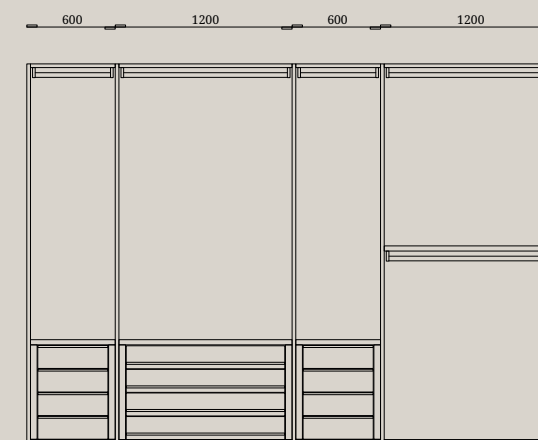
Sides: melamine-faced Leather grey



GALA




LEWITT




CRISTAL 0600 ZINC




GRIGIO ANTRACITE



EUCALIPTO



LEATHER GREY



CARBON GREY





Letto Navona con testata e giroletto laccato opaco Grigio daytona. Gruppo notte Dido in nobilitato Grigio Titanio, top e zoccolo in nobilitato Noce gold con maniglia in metallo applicata.

Navone bed with headboard and bed frame in matt lacquered Grigio daytona. Dido bedroom set in melamine-faced Grigio Titanio, top and plinth in melamine-faced Noce gold with applied metal handle.





Anta battente Barret in nobilitato Noce gold e interni in nobilitato Leather grey. Il servetto saliscendi Plus garantisce la massima praticità.

Barret swing door in melamine-faced Noce gold and interiors in melamine-faced Leather grey. The Plus riser rail guarantees maximum practicality.

NAVONA
letto / *bed*

Testata e giroletto: laccato opaco Grigio daytona

Headboard and bed frame: matt lacquered Grigio daytona

BARRET
armadio battente / *wardrobe with hinged doors*

Anta Barret: nobilitato Noce gold e maniglia V42M in laccato opaco Grigio daytona

Cassa interna: nobilitato Leather grey

Attrezzatura: servetto saliscendi Plus in Carbon grey

Schiene: nobilitato Leather grey

Frontali cassetti: nobilitato Leather grey

Fianchi: nobilitato Leather grey

DIDO
gruppo notte / *bedroom set*

Struttura: nobilitato Grigio titanio

Top e zoccolo: nobilitato Noce gold

Structure: melamine-faced Grigio titanio

Top and plinth: melamine-faced Noce gold

Barret door: melamine-faced Noce gold and V42M handle in matt lacquered Grigio daytona

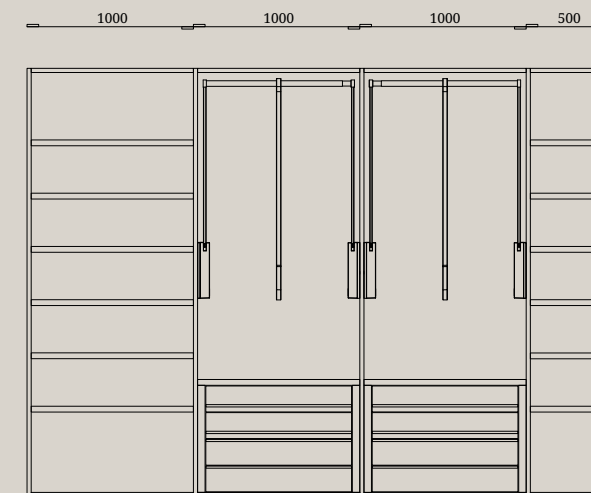
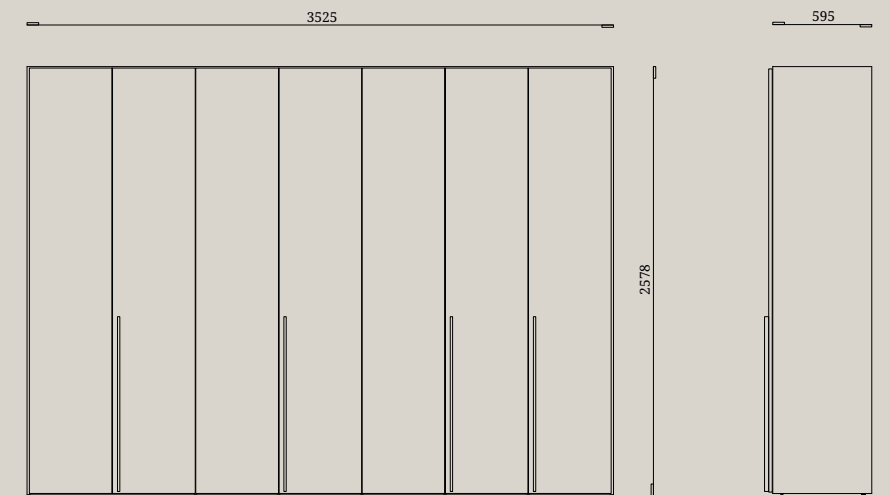
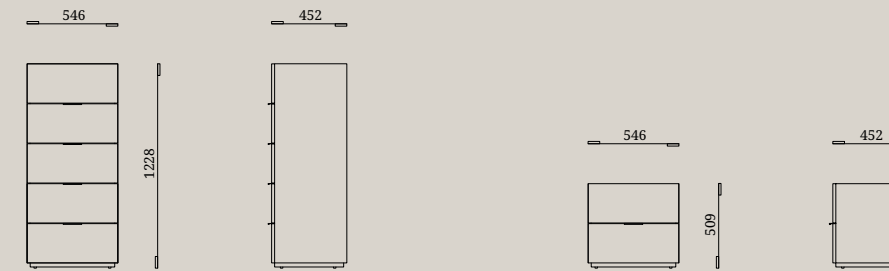
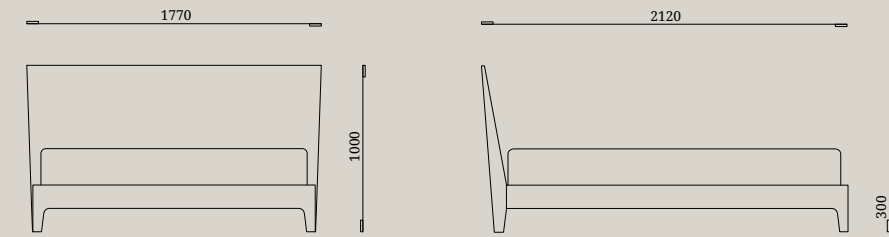
Internal carcass: melamine-faced Leather grey

Equipment: Plus riser rail in Carbon grey

Back panels: melamine-faced Leather grey

Drawer fronts: melamine-faced Leather grey

Sides: melamine-faced Leather grey



GRIGIO TITANIO NOCE GOLD GRIGIO DAYTONA LEATHER GREY CARBON GREY

NAVONA

DIDO

BARRET





Letto Softcase con rivestimento in tessuto Sinfony Zinc.

Gruppo notte Gae in laccato opaco Visone con top in gres opaco Calacatta.

Softcase bed with upholstery in Sinfony Zinc fabric.

Gae bedroom set in matt lacquered Visone with top in matt Calacatta stoneware.





Armadio scorrevole con anta Aurora in metallo Carbon grey e vetro Ombra fumé.
Interni in nobilitato Eucalipto argento e schiene in nobilitato Seta argento.
Ripiani Plus in metallo Carbon grey e vetro Trasparente dotati di illuminazione Led integrata.
*Wardrobe with Aurora sliding door in Carbon grey metal and Ombra fumé glass.
Interiors in melamine-faced Eucalipto argento and back panels in melamine-faced Seta argento.
Plus shelves in Carbon grey metal and clear glass with built-in LED lighting.*



Una composizione del sistema DICIOTTO della linea giorno di Febal Casa utilizza il piano d'appoggio Palco per creare con discrezione un ufficio domestico.

A DICIOTTO system composition from the Febal Casa daytime range uses the Palco top to create a discrete home office area.

SOFTCASE

letto / *bed*

Testata e giroletto: rivestimento Sinfony 0601 Zinc
Headboard and bed base: covered in Sinfony 0601 Zinc

AURORA

armadio scorrevole / *wardrobe with sliding doors*

Anta Aurora: Carbon grey e vetro Ombra fumé
Cassa interna: nobilitato Eucalipto argento
Attrezzatura: tubi appendiabiti, ripiani e cassetti estraibili Plus in Carbon grey
Schiene: nobilitato Seta argento
Fianchi: Eucalipto argento
Aurora door: Carbon grey and Ombra fumé glass
Inner carcass: melamine-faced Eucalipto argento
Fittings: Plus clothes rail, shelves and pull-out drawers in Carbon grey
Back panels: melamine-faced Seta argento
Side panels: Eucalipto argento

NICOLE

sedia / *chair*

Rivestimento in tessuto Sinfony 0601 Zinc
Struttura: metallo verniciato Metal brown
Covered in Sinfony 0601 Zinc
Structure: painted metal in Metal brown

GAE

gruppo notte / *bedroom set*

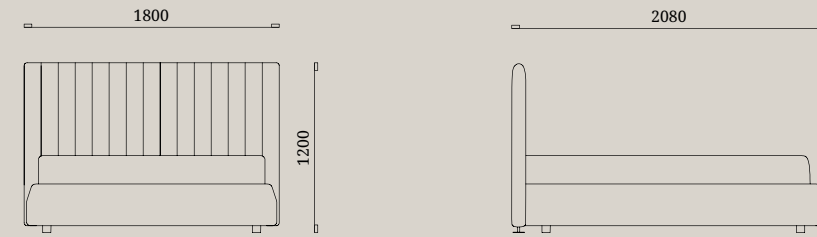
Struttura: laccato opaco Visone
Top: gres opaco Calacatta

Structure: matt lacquered Visone
Top: matt Calacatta stoneware

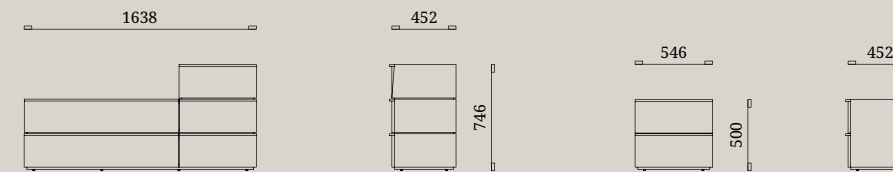
DICIOTTO

sistema giorno / *day system*

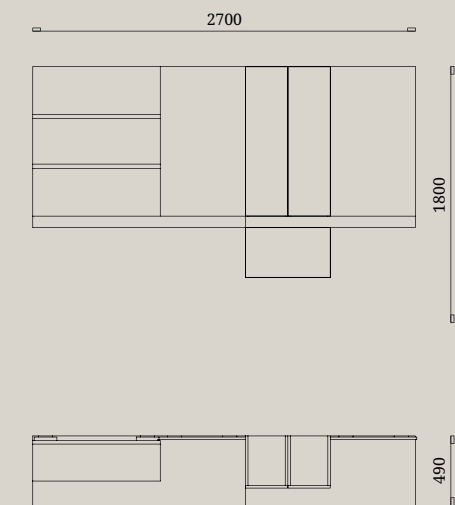
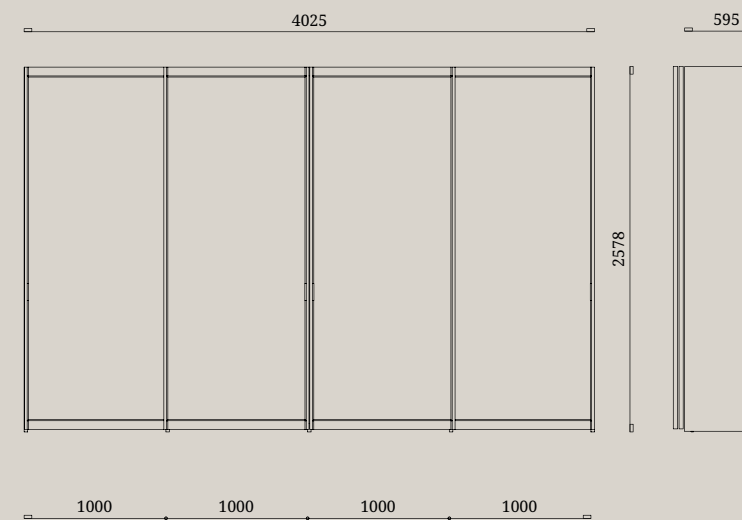
Basi sospese: laccato opaco Visone
Boiserie: pannello interno in nobilitato Eucalipto argento, pannello esterno in nobilitato Eucalipto argento e mensole in laccato opaco Visone
Piano d'appoggio Palco: nobilitato Eucalipto argento
Pensili: laccato opaco Visone
Wall-mounted base units: matt lacquered Visone
Boiserie: inner panel in melamine-faced Eucalipto argento, outer panel in melamine-faced Eucalipto argento and shelves in matt lacquered Visone
Palco top: melamine-faced Eucalipto argento
Wall units: matt lacquered Visone




SOFTCASE




GAE




AURORA
DICIOTTO
NICOLE



SINFONY 0601 ZINC



CARBON GREY




EUCALIPTO ARGENTO



SETA ARGENTO



VISONE



CALACATTA





Letto Nouvelle in nobilitato Eucalipto con testata in doppio pannello e illuminazione Led integrata che ne esalta il disegno finemente definito dalla cornice.

Nouvelle bed in melamine-faced Eucalipto with double-panelled headboard and integrated LED lighting which enhances the design, delicately outlined by the frame.





Anta scorrevole Halley, in laccato opaco Grigio antracite e nobilitato Eucalipto, arricchita nell'estetica dalla luce inserita nel telaio che crea un bagliore sulla venatura del legno esaltandone la matericità e l'eleganza.

Halley sliding door, matt lacquered Grigio antracite and melamine-faced Eucalipto, enhanced by the aesthetic appeal of the light inserted in the frame which shines on the veining of the wood and highlights its texture and elegance.

NOUVELLE
letto / *bed*

Testata, cornice e giroletto: nobilitato Eucalipto

Headboard, frame and bed base: melamine-faced Eucalipto

HALLEY
armadio scorrevole / *wardrobe with sliding doors*

Anta Halley: laccato opaco Grigio antracite e nobilitato Eucalipto con maniglia in laccato opaco Grigio antracite

Cassa interna: nobilitato Eucalipto

Attrezzatura: tubi appendiabiti Plus in Carbon grey

Schiene: nobilitato Eucalipto

Frontali cassetti: nobilitato Eucalipto e vetro Trasparente fumé

Fianchi: nobilitato Eucalipto

GALA
gruppo notte / *bedroom set*

Struttura: laccato opaco Grigio antracite

Structure: matt lacquered Grigio antracite

Halley door: matt lacquered Grigio antracite and melamine-faced Eucalipto with handle in matt lacquered Grigio antracite


Inner carcass: melamine-faced Eucalipto

Fittings: Plus clothes rail in Carbon grey

Back panels: melamine-faced Eucalipto

Drawer fronts: melamine-faced Eucalipto and clear fumé glass

Side panels: melamine-faced Eucalipto



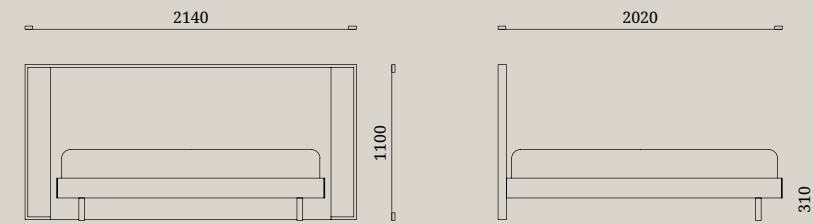
EUCALIPTO



GRIGIO ANTRACITE



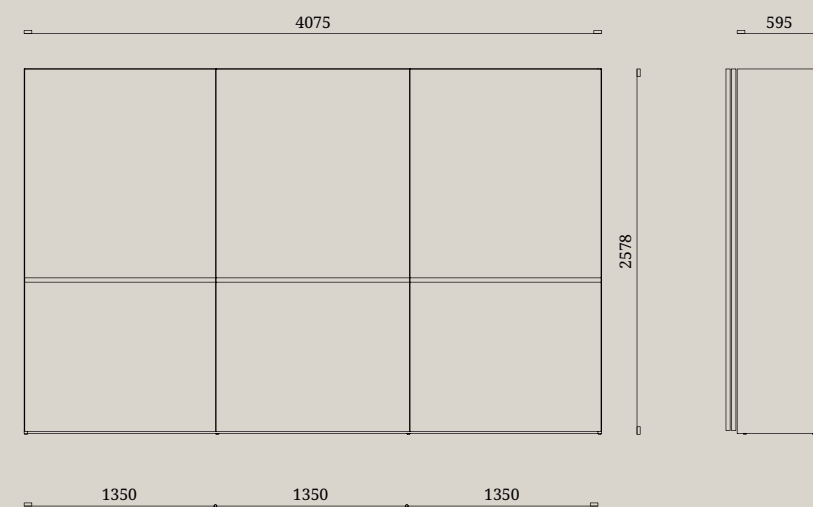
CARBON GREY



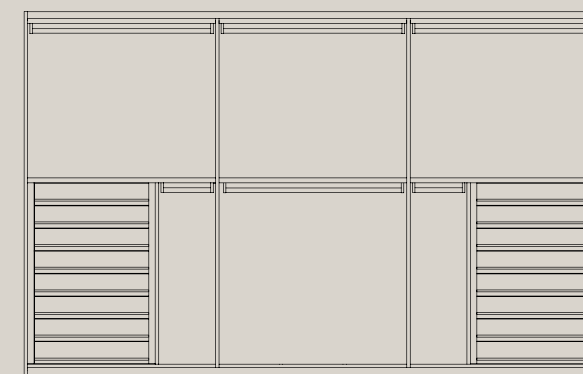
NOUVELLE



GALA



HALLEY








Letto Navona Soft in nobilitato Noce gold dotato di cuscino in tessuto Queens Elephant con gruppo notte Keith in nobilitato Noce gold.

Navona Soft bed in melamine-faced Noce gold with cushion in Queens Elephant fabric with Keith bedroom set in melamine-faced Noce gold.





Anta scorrevole Barret in nobilitato Canapa e maniglia in nobilitato Noce gold.
Interni in nobilitato Noce gold e schiene in nobilitato Seta beige con ripiano attrezzato munito di divisori portaoggetti. Attrezzatura interna con tubi appendiabiti e portapantaloni in Titanio.

*Barret sliding door in melamine-faced Canapa and handle in melamine-faced Noce gold.
Interiors in melamine-faced Noce gold and back panels in melamine-faced Seta beige with shelf featuring organiser partitions. Internal fittings with clothes rails and trouser rack in Titanio.*

NAVONA SOFT
letto / bed

Testata e giroletto: nobilitato Noce gold e cuscini tessuto Queens 0005 Elephant

Headboard and bed base: melamine-faced Noce gold and cushion in Queens 0005 Elephant fabric

BARRET
armadio scorrevole / wardrobe with sliding doors

Anta Barret: nobilitato Canapa con maniglia V12E in nobilitato Noce gold

Cassa interna: nobilitato Noce gold

Attrezzatura: tubi appendiabiti e portapantaloni Standard Titanio con ripiano attrezzato in nobilitato Noce gold

Schiene: nobilitato Seta beige

Frontali cassetti: nobilitato Noce gold

Fianchi: nobilitato Noce gold

KEITH
gruppo notte / bedroom set

Struttura: nobilitato Noce gold

Structure: melamine-faced Noce gold

Barrett door: melamine-faced Canapa with V12E handle in melamine-faced Noce gold

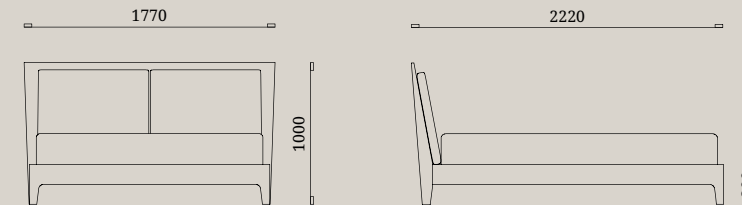
Inner carcass: melamine-faced Noce gold

Fittings: Standard clothes rails and trouser rack in Titanio with accessorised shelf in melamine-faced Noce gold

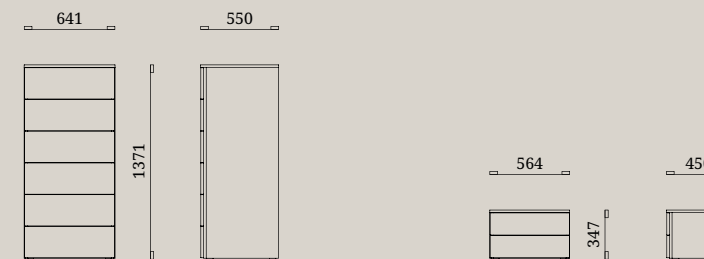
Back panels: melamine-faced Seta beige

Drawer fronts: melamine-faced Noce gold

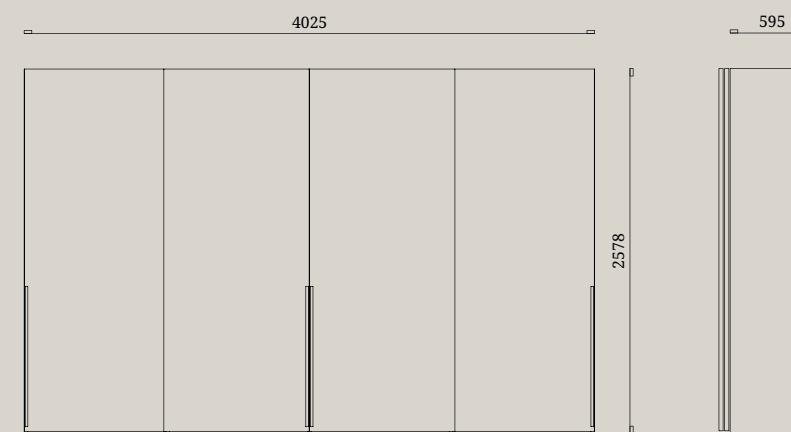
Side panels: melamine-faced Noce gold




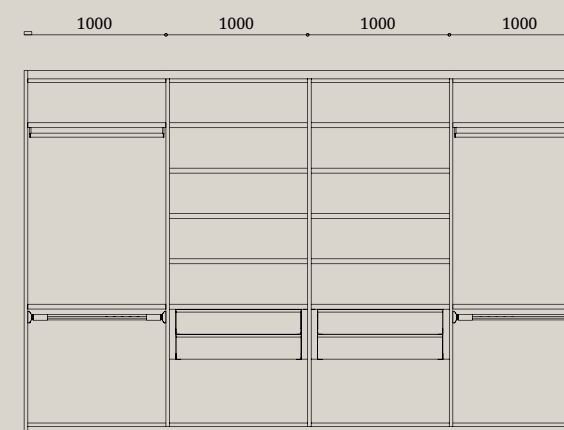
NAVONA SOFT



KEITH



BARRET




NOCE GOLD



QUEENS 0005
ELEPHANT



CANAPA



SETA BEIGE





Letto Benoit imbottito con gruppo notte Jean in nobilitato Canapa ed inserto in nobilitato Noce gold.

Benoit upholstered bed with Jean bedroom set in melamine-faced Canapa and insert in melamine-faced Noce gold.





Anta battente Barret in nobilitato Canapa e maniglia in laccato opaco Mandorla.
Interni con schiene e cassettiere in nobilitato Noce gold.

*Barret hinged door in melamine-faced Canapa and handle in matt lacquered Mandorla.
Interiors with back panels and drawer units in melamine-faced Noce gold.*

BENOIT
letto / *bed*

Testata e giroletto: tessuto Ritual 0094 Castano

Headboard and bed base: Ritual 0094 Castano fabric

BARRET
armadio battente / *wardrobe with hinge doors*

Anta Barret: nobilitato Canapa con maniglia V42M in laccato opaco Mandorla

Cassa interna: nobilitato Noce gold

Attrezzatura: tubi appendiabiti Standard in Alluminio

Schiene: nobilitato Noce gold

Frontali cassetti: nobilitato Noce gold e maniglie V15Q in Alluminio

Fianchi: nobilitato Noce gold

JEAN
gruppo notte / *bedroom set*

Struttura: nobilitato Canapa

Frontali cassetti: nobilitato Canapa con inserto in nobilitato Noce gold

Structure: melamine-faced Canapa

Drawer fronts: melamine-faced Canapa with insert in melamine-faced

Noce gold

Barret door: melamine-faced Canapa with V42M handle in matt lacquered Mandorla

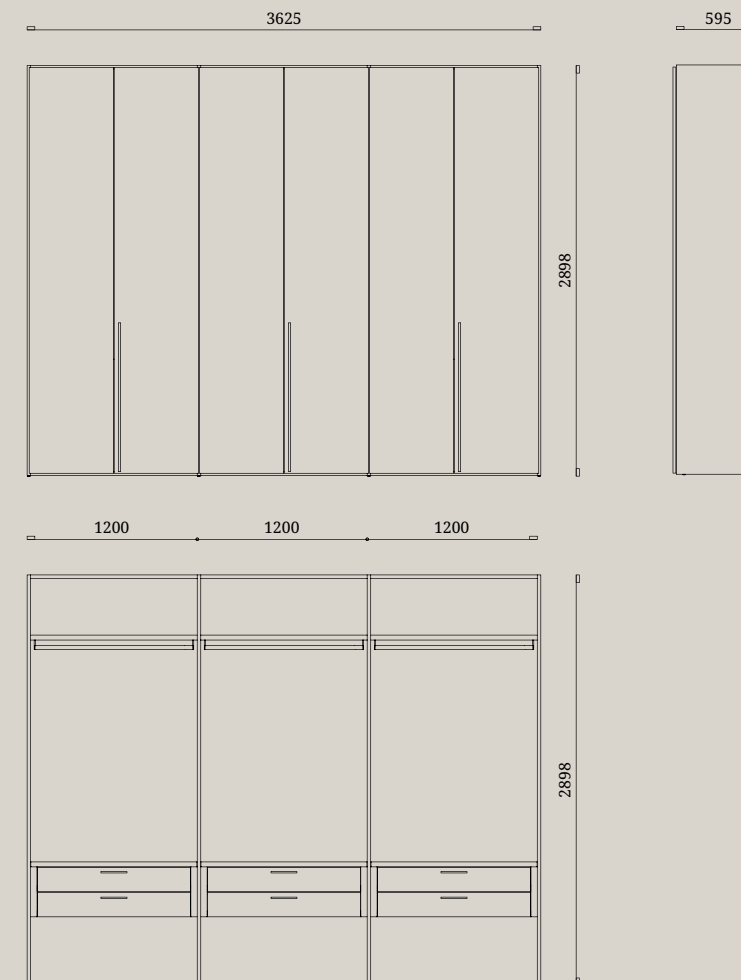
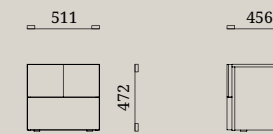
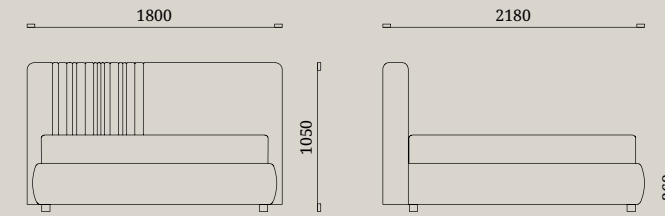
Inner carcass: melamine-faced Noce gold

Fittings: Standard clothes rails in Alluminio

Back panels: melamine-faced Noce gold

Drawer fronts: melamine-faced Noce gold and V15Q handles in Alluminio


Side panels: melamine-faced Noce gold




RITUAL 0094
CASTANO



CANAPA



MANDORLA



NOCE GOLD

BENOIT

JEAN

BARRET





Letto Nouvelle in nobilitato Grigio dorian caratterizzato dal duplice pannello e illuminazione Led integrata con gruppo notte Antibes in laccato opaco Grigio seta.

Nouvelle bed in melamine-faced Grigio dorian featuring two panels and integrated LED lighting with Antibes bedroom set in matt lacquered Grigio seta.





Anta scorrevole Halley in nobilitato Grigio dorian e laccato opaco Grigio seta.
Interni in nobilitato Leather grey con cassettera interna munita di maniglia in Alluminio.
*Halley sliding door in melamine-faced Grigio dorian and matt lacquered Grigio seta.
Interiors in melamine-faced Leather grey with internal drawer unit with handle in Alluminio.*

NOUVELLE
letto / *bed*

Testata, cornice e giroletto: nobilitato Grigio Dorian

Headboard, frame and bed base: melamine-faced Grigio dorian

HALLEY
armadio scorrevole / *wardrobe with sliding doors*

Anta Halley: nobilitato Grigio dorian e laccato opaco Grigio seta con maniglia laccato opaco Grigio seta

Cassa interna: nobilitato Leather grey

Attrezzatura: tubi appendiabiti Standard in Alluminio

Schiene: nobilitato Leather grey

Frontali cassetti: nobilitato Leather grey e maniglie V15Q in Alluminio

Fianchi: laccato opaco Grigio seta

ANTIBES
gruppo notte / *bedroom set*

Struttura: laccato opaco Grigio seta

Structure: matt lacquered Grigio seta

Anta Halley: melamine-faced Grigio dorian and matt lacquered Grigio seta with handle in matt lacquered Grigio seta

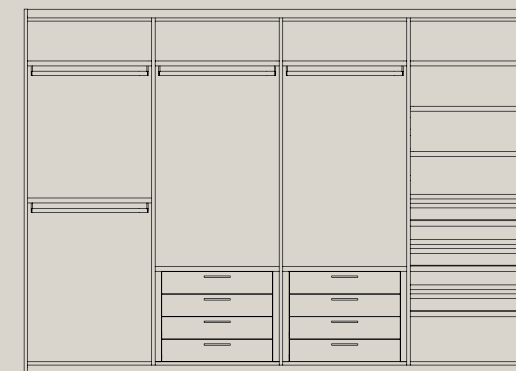
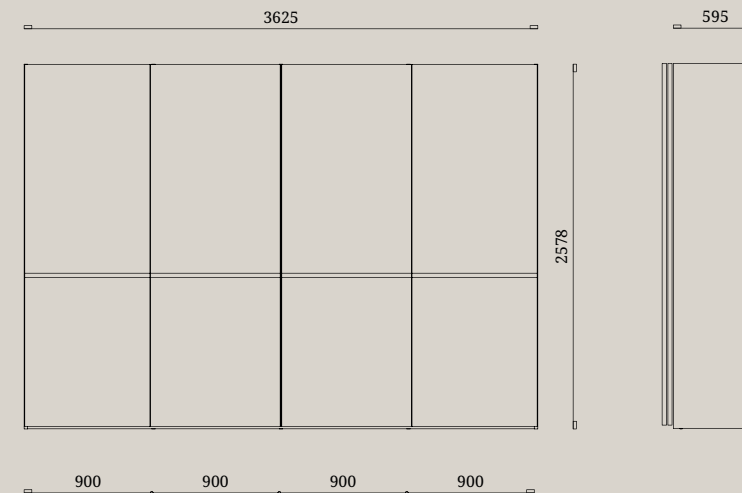
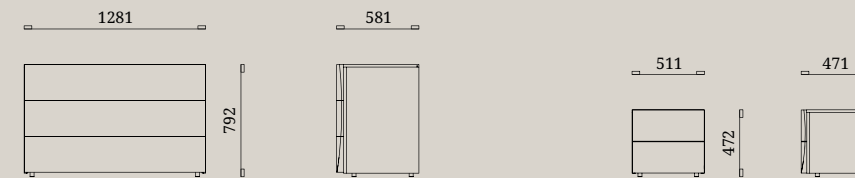
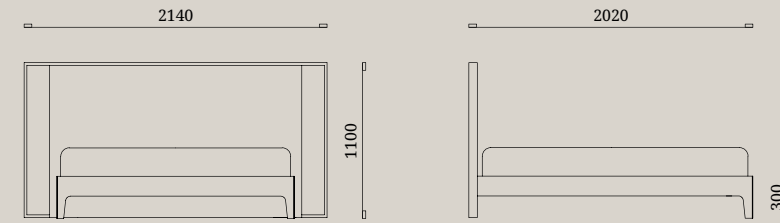
Inner carcass: melamine-faced Leather grey

Fittings: Standard clothes rails in Alluminio

Back panels: melamine-faced Leather grey

Drawer fronts: melamine-faced Leather grey and V15Q handles in Alluminio

Side panels: matt lacquered Grigio seta



NOUVELLE

ANTIBES

HALLEY



GRIGIO DORIAN

GRIGIO SETA

LEATHER GREY





Il letto Daiquiri ha una testata dal design avvolgente e un'imbottitura generosa che imprimono a questo letto un appeal sartoriale ben visibile negli angoli tondi, nelle cuciture e negli spessori.

The Daiquiri bed features a headboard with a snug design and generous padding, giving this bed a tailored appeal that catches the eye in the round corners, stitching, and thickness of the elements.





Attraverso un pratico sportello l'alveare può essere utilizzato come alloggiamento perfetto per posizionare una cassaforte.

Behind a practical door, the housing space can be used as the perfect safe compartment.

DAIQUIRI
letto / *bed*

Testata e giroletto: rivestimento Burana 0011 Ottanio

Headboard and bed frame: Burana 0011 Ottanio covering

BARRET
armadio battente / *wardrobe with hinged doors*

Anta Barret: nobilitato Basalto con maniglia V47C in metallo Nero spazzolato

Cassa interna: nobilitato Eucalipto

Schiene: nobilitato Seta beige

Frontali cassetti: nobilitato Eucalipto

Fianchi: nobilitato Eucalipto

KEITH
gruppo notte / *bedroom set*

Struttura e top: nobilitato Basalto

Structure and top: melamine-faced Basalto

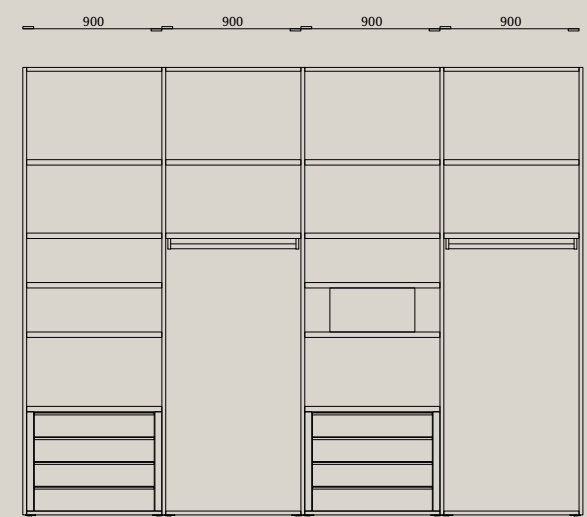
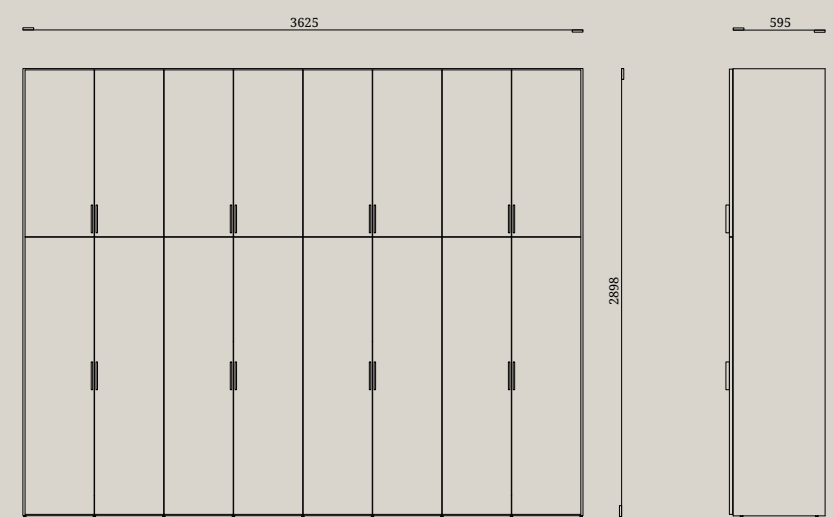
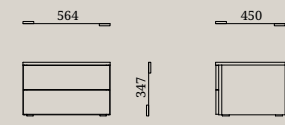
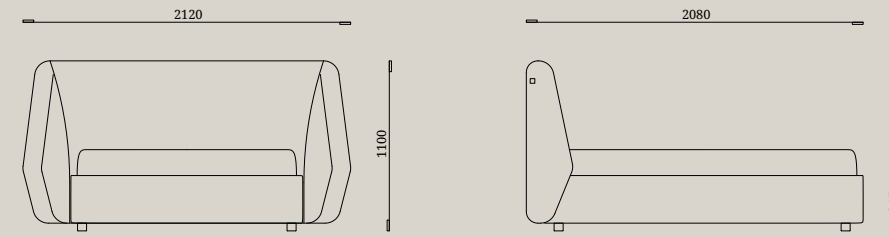
Barret door: melamine-faced Basalto with V47C handle in Nero spazzolato metal

Internal carcass: melamine-faced Eucalipto

Back panels: melamine-faced Seta beige

Drawer fronts: melamine-faced Eucalipto

Sides: melamine-faced Eucalipto



DAIQUIRI

KEITH

BARRET






Letto Beach e comodini Damien in laccato opaco Cachemire. Accanto al letto il coffee table Newman, della linea giorno Febal Casa, mostra la flessibilità del prodotto in un ambiente estremamente contemporaneo.

Beach bed and Damien bedside units in matt lacquered Cachemire. Next to the bed, the Newman coffee table, from the Febal Casa daytime range, showcasing the flexibility of the product in an ultra-contemporary setting.





Anta battente LeWitt in laccato opaco Cachemire e Avorio con fianchi interni in telaio Carbon grey.
Attrezzatura interna con tubi appendiabiti, ripiani e cassetti estraibili Plus in Carbon grey.

*LeWitt hinged door in matt lacquered Cachemire and Avorio with inner side panels in Carbon grey frame.
Internal fittings with Plus clothes rails, shelves and pull-out drawers in Carbon grey.*

BEACH
letto / *bed*

Testata e giroletto: laccato opaco Cachemire

Headboard and bed base: matt lacquered Cachemire

LEWITT
armadio battente / *wardrobe with hinge doors*

Anta LeWitt: laccato opaco Cachemire e Avorio con maniglia in laccato opaco Cachemire

Cassa interna: nobilitato Noce gold

Attrezzatura: tubi appendiabiti, ripiani e cassetti estraibili Plus in Carbon grey con ripiano attrezzato in nobilitato Noce gold

Schiene: nobilitato Noce gold

Fianchi: nobilitato Noce gold e telaio Carbon grey

LeWitt door: matt lacquered Cachemire and Avorio with handle in matt lacquered Cachemire

Inner carcass: melamine-faced Noce gold

Fittings: Plus clothes rails, shelves and pull-out drawers in Carbon grey with accessorised shelf in melamine-faced Noce gold

Back panels: melamine-faced Noce gold

Side panels: melamine-faced Noce gold and Carbon grey frame

DAMIEN
gruppo notte / *bedroom set*

Struttura: laccato opaco Cachemire

Structure: matt lacquered Cachemire

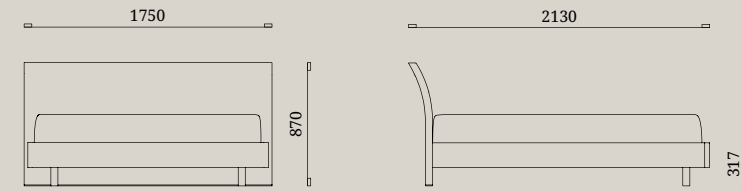
NEWMAN
tavolino / *coffee table*

Frassino tinto Eucalipto chiaro

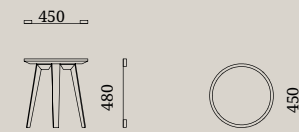
Top: gres lucido Calacatta

Frassino stained in Eucalipto chiaro

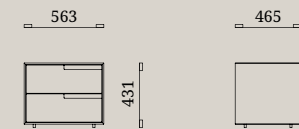
Top: glossy Calacatta stoneware



BEACH



NEWMAN



DAMIEN



LEWITT



CACHEMIRE AVORIO NOCE GOLD CARBON GREY EUCALIPTO CHIARO CALACATTA





Consolle Gala in laccato lucido Grigio antracite su struttura in metallo Carbon grey. Il modulo centrale è costituito da un'anta apribile con specchio e illuminazione Led, interni in nobilitato Leather grey e laccato opaco Grigio antracite. La consolle può essere dotata di vassoi portaoggetti in similpelle Moka o Bianco Toffee.

Gala console in glossy lacquered Grigio antracite on a Carbon grey metal structure. The central unit consists of a pull-up lid with a mirror and LED lighting, melamine-faced Leather grey and matt lacquered Grigio antracite interiors. La consolle can be fitted with organiser trays in Moka faux leather or Bianco Toffee.





Armadio con ante Aurora scorrevoli in Carbon grey e vetro Stop sol. Interni in nobilitato Eucalipto con ripiani dotati d'illuminazione Led integrata e telaio estraibile Plus con portapantaloni in Carbon grey.

Wardrobe with Aurora sliding door in Carbon grey and Stop sol glass. Interiors in melamine-faced Eucalipto with shelves fitted with integrated LED lighting and Plus pull-out frame with trouser racks in Carbon grey.

SOFTCASE ROYAL
letto / *bed*

Testata e giroletto: tessuto Burana 0015 Porcelain
Base: metallo Carbon grey

Headboard and bed base: Burana 0015 Porcelain fabric
Base: Carbon grey metal

AURORA
armadio scorrevole / *wardrobe with sliding doors*


Anta Aurora: telaio Carbon grey e vetro Stop sol
Cassa interna: nobilitato Eucalipto
Attrezzatura: tubi appendiabiti e cassetti estraibili Plus in Carbon grey
Schiene: nobilitato Eucalipto
Frontali cassetti: nobilitato Eucalipto
Fianchi: nobilitato Eucalipto

GALA
gruppo notte / *bedroom set*


Struttura: laccato lucido Grigio antracite
Gambe: metallo Carbon grey

Structure: glossy lacquered Grigio antracite
Legs: Carbon grey metal


Aurora door: Carbon grey frame and Stop sol glass
Inner carcass: melamine-faced Eucalipto
Fittings: Plus clothes rails and pull-out drawers in Carbon grey
Back panels: melamine-faced Eucalipto
Drawer fronts: melamine-faced Eucalipto
Side panels: melamine-faced Eucalipto



BURANA 0015
PORCELAIN



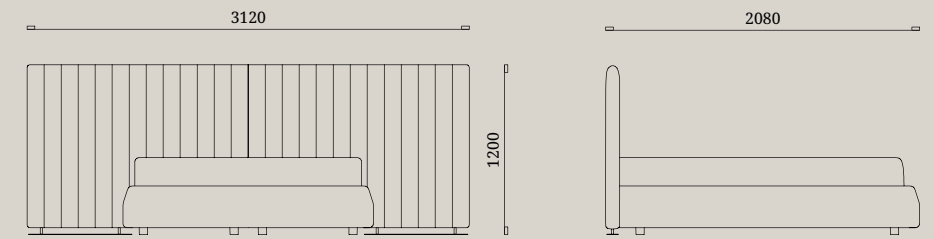
CARBON GREY



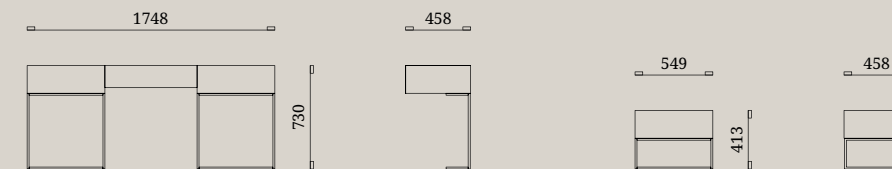
EUCALIPTO



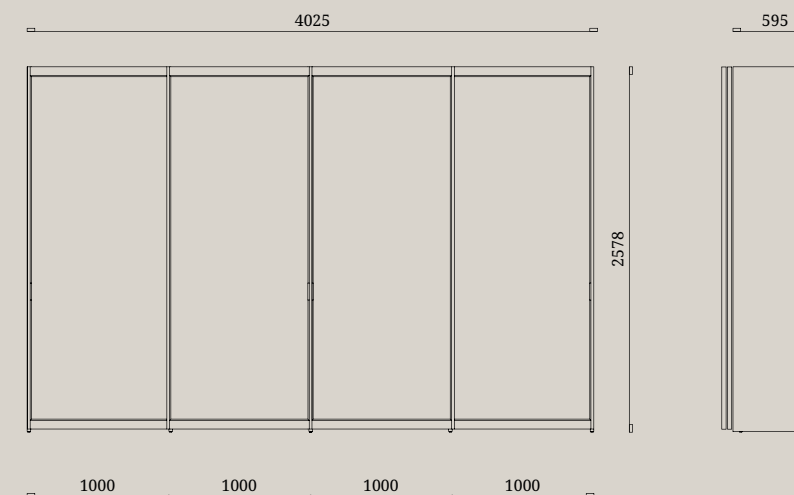
GRIGIO ANTRACITE



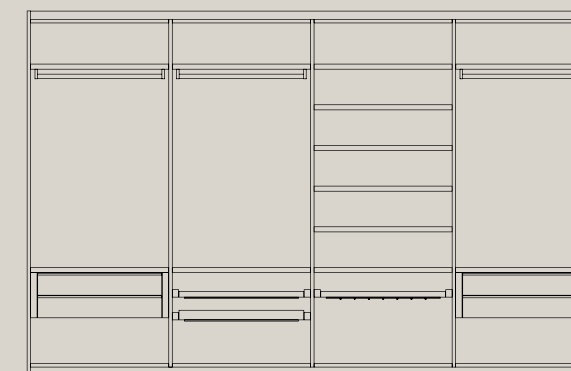
SOFTCASE ROYAL



GALA



AURORA







Testata Beach dalle linee curve ed ergonomiche in nobilitato Eucalipto con gruppo notte Antibes in laccato opaco Grigio seta caratterizzato dalla lavorazione dei frontali cassetti dall'estetica ondulata.

Beach headboard with curved, ergonomic lines in melamine-faced Eucalipto with Antibes bedroom set in matt lacquered Grigio seta with a distinctive undulating drawer front shape.





Anta battente Barret in nobilitato Grigio dorian e maniglia in laccato opaco Grigio antracite.
Interni armadio in nobilitato Leather grey con ripiani in nobilitato Leather grey dotati d'illuminazione
Led integrata.

Barret hinged door in melamine-faced Grigio dorian and handle in contrasting matt lacquered Grigio antracite. Wardrobe interiors in melamine-faced Leather grey with shelves in melamine-faced Leather grey fitted with integrated LED lighting.

BEACH
letto / *bed*

Testata e Giroletto: nobilitato Eucalipto

Headboard and bed base: melamine-faced Eucalipto

BARRET
armadio battente / *wardrobe with hinge doors*

Anta Barret: nobilitato Grigio dorian e maniglia V36X in laccato opaco Grigio antracite

Cassa interna: nobilitato Leather grey

Attrezzatura: tubi appendiabiti Standard Titanio

Schiene: nobilitato Leather grey

Frontali cassetti: nobilitato Leather grey e vetro Trasparente fumé

Fianchi: nobilitato Grigio dorian

ANTIBES
gruppo notte / *bedroom set*

Struttura: laccato opaco Grigio seta

Structure: matt lacquered Grigio seta

Barret door: melamine-faced Grigio dorian and V36X handle in matt lacquered Grigio antracite

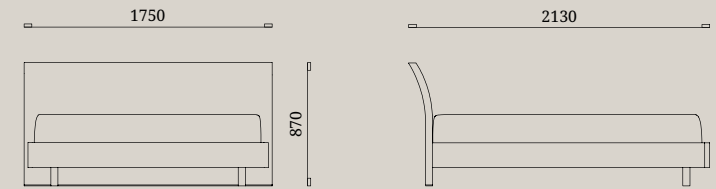
Inner carcass: melamine-faced Leather grey

Fittings: Standard clothes rail in Titanio

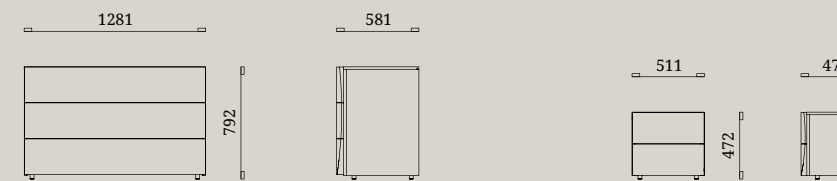
Back panels: melamine-faced Leather grey

Drawer fronts: melamine-faced Leather grey and clear fumé glass

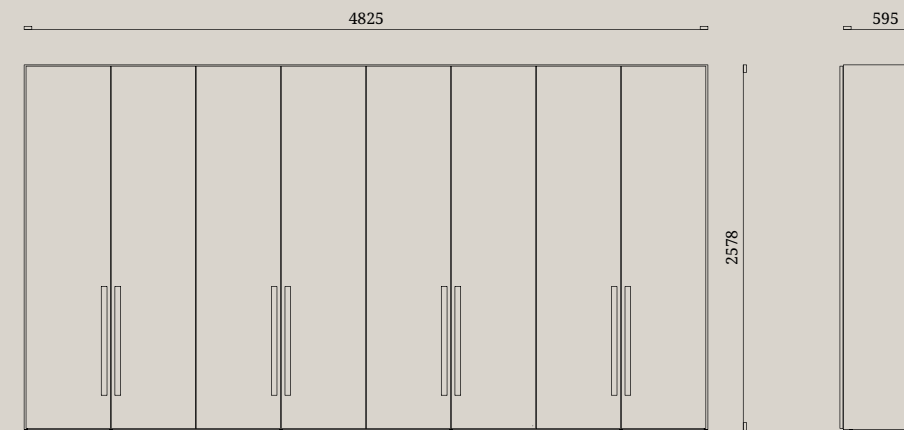
Side panels: melamine-faced Grigio dorian



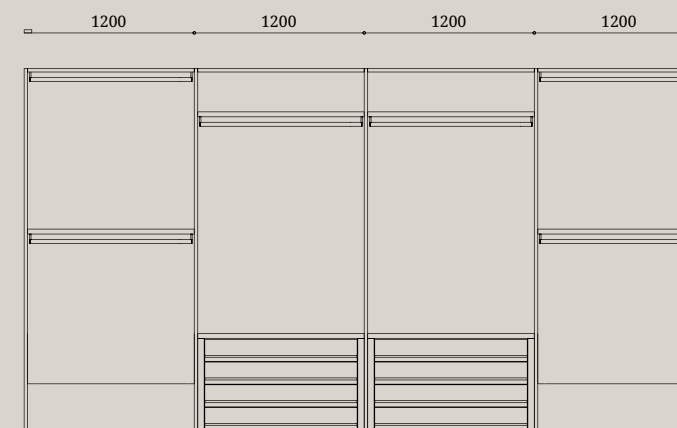
BEACH



ANTIBES



BARRET



EUCALIPTO

GRIGIO DORIAN

GRIGIO ANTRACITE

LEATHER GREY

GRIGIO SETA





Letto Bellini con rivestimento in tessuto Passirio Greystone e gruppo notte Damien in laccato opaco Bianco neve. L'interno dei cassetti è in nobilitato Leather grey.

Bellini bed covered in Passirio Greystone fabric and Damien bedroom set in matt lacquered Bianco neve. The drawer interior is in melamine-faced Leather grey.





Anta Columbia con gola personalizzabile in tutti i colori opachi della collezione.
Cassettiera interna con frontali in vetro Trasparente fumé e interno in nobilitato Leather grey.

*Columbia door with customisable groove handle in all the matt colours of the collection.
Internal drawer unit with clear fumé glass front and interior in melamine-faced Leather grey.*

BELLINI
letto / *bed*

Testata e giroletto: tessuto Passirio 0008 Greystone

Headboard and bed base: Passirio 0008 Greystone

COLUMBIA
armadio battente / *wardrobe with hinge doors*

Anta Columbia: laccato opaco Bianco neve

Cassa interna: nobilitato Leather grey

Attrezzatura: tubi appendiabiti Standard Titanio

Schiene: nobilitato Leather grey

Frontali cassetti: nobilitato Leather grey e vetro Trasparente fumé

Fianchi: laccato opaco Bianco neve

DAMIEN
gruppo notte / *bedroom set*

Struttura: laccato opaco Bianco neve

Structure: matt lacquered Bianco neve

Anta Columbia: matt lacquered Bianco neve

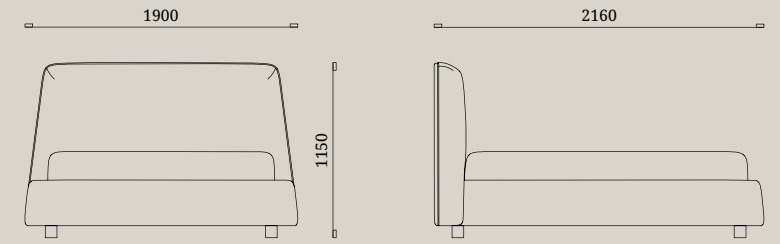
Inner carcass: melamine-faced Leather grey

Fittings: Standard clothes rails in Titanio

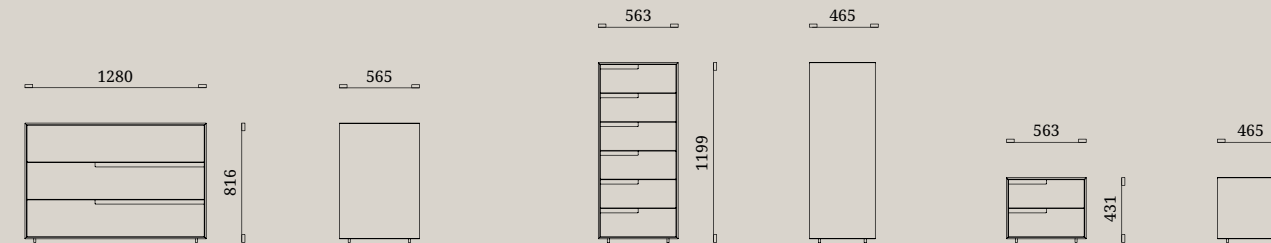
Back panels: melamine-faced Leather grey

Drawer fronts: melamine-faced Leather grey and clear fumé glass

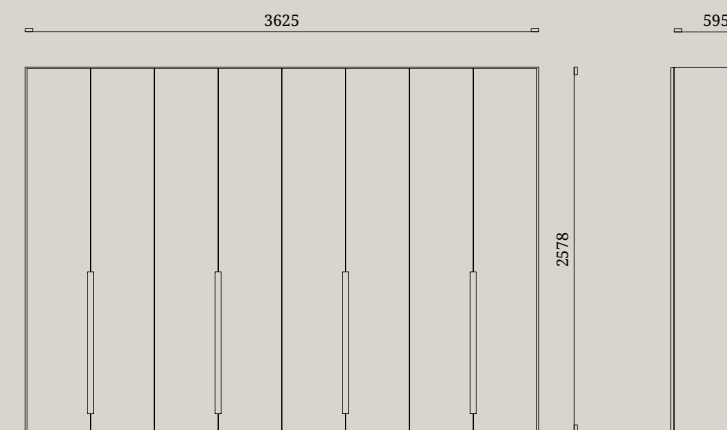
Side panels: matt lacquered Bianco neve



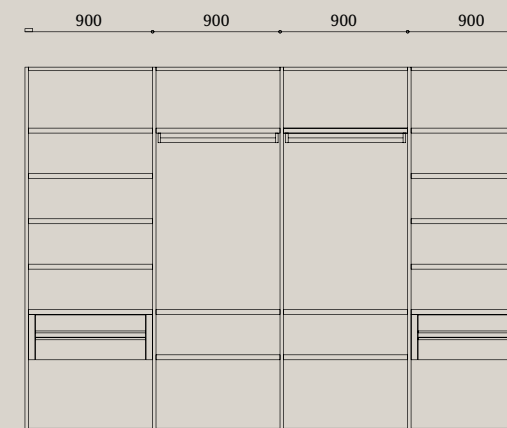
BELLINI




DAMIEN



COLUMBIA



PASSIRIO 0008
GREYSTONE



BIANCO NEVE



LEATHER GREY





Letto Marcel in laccato opaco Cappuccino e gruppo notte Gala in laccato opaco Marrone scuro.
Marcel bed in matt lacquered Cappuccino and Gala bedroom set in matt lacquered Marrone scuro.





Anta battente LeWitt con interni e frontali cassetti in nobilitato Leather grey. Alveare in nobilitato Leather grey e scatole porta camicie in tessuto Grigio lino con maniglie in similpelle Moka. I ripiani in nobilitato Leather grey dispongono d'illuminazione Led integrata.

LeWitt hinged door with interiors and drawer fronts in melamine-faced Leather grey. Partitioned unit in melamine-faced Leather grey and shirt boxes in Grigio lino fabric with handles in Moka faux leather. Shelves in melamine-faced Leather grey with integrated LED lighting.

MARCEL
letto / *bed*

Testata e giroletto: laccato opaco Cappuccino

Headboard and bed base: matt lacquered Cappuccino

LEWITT
armadio battente / *wardrobe with hinge doors*

Anta LeWitt: nobilitato Canapa e laccato opaco Marrone scuro con maniglia in laccato opaco Marrone scuro e inserto in nobilitato Canapa

Cassa interna: nobilitato Leather grey

Attrezzatura: tubi appendiabiti Standard Titanio con alveare porta camicie in nobilitato Leather grey

Schiene: nobilitato Leather grey

Frontali cassetti: nobilitato Leather grey

Fianchi: nobilitato Canapa

GALA
gruppo notte / *bedroom set*

Struttura: laccato opaco Marrone scuro

Structure: matt lacquered Marrone scuro

LeWitt door: melamine-faced Canapa and matt lacquered Marrone scuro with handle in matt lacquered Marrone scuro and insert in melamine-faced Canapa

Inner carcass: melamine-faced Leather grey

Fittings: Standard clothes rails in Titanio with partitioned unit in melamine-faced Leather grey

Back panels: melamine-faced Leather grey

Drawer fronts: melamine-faced Leather grey

Side panels: melamine-faced Canapa




CAPPUCCINO



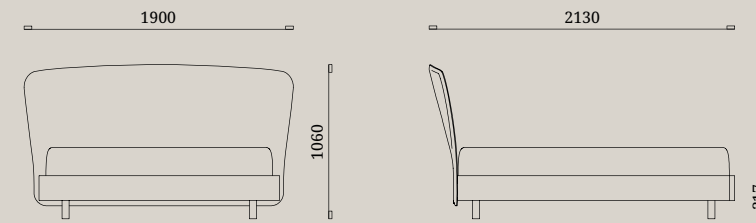
CANAPA



MARRONE SCURO



LEATHER GREY



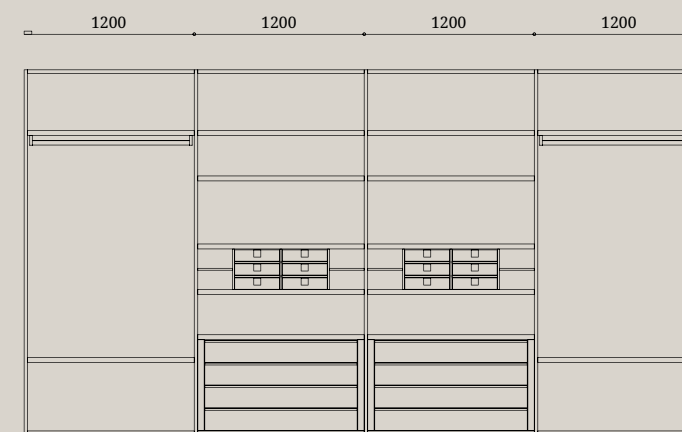
MARCEL



GALA



LEWITT







Gruppo notte Marlene con struttura in laccato opaco Grigio daytona e top in gres lucido Calacatta.

Marlene bedroom set with structure in matt lacquered Grigio daytona and top in glossy Calacatta stoneware.

SEURAT
letto / bed

Testata e giroletto: tessuto Passirio 0001 Grey

Headboard and bed base: Passirio 0001 Grey

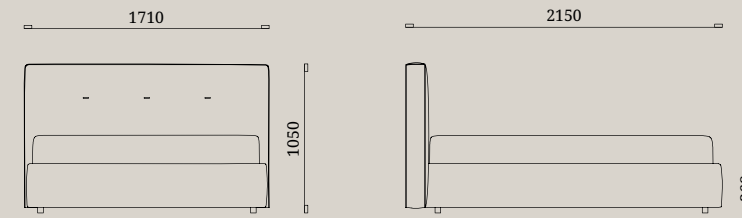
MARLENE
gruppo notte / bedroom set

Struttura: laccato opaco Grigio daytona

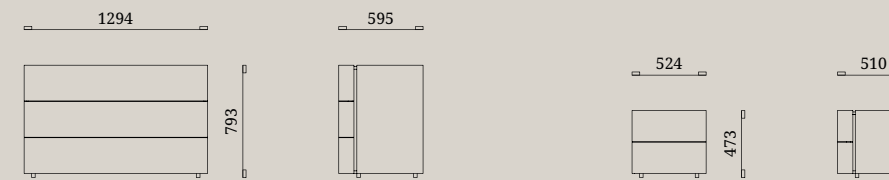
Top: gres lucido Calacatta

Structure: matt lacquered Grigio daytona

Top: glossy Calacatta stoneware



SEURAT




MARLENE



PASSIRIO 0001
GREY



GRIGIO DAYTONA



CALACATTA





Letto Nouvelle in nobilitato Canapa con illuminazione Led integrata.
Comodini Clio in nobilitato Canapa e maniglia in laccato opaco Cappuccino.

*Nouvelle bed in melamine-faced Canapa with integrated LED lighting.
Clio bedside units in melamine-faced Canapa and handle in matt lacquered Cappuccino.*





Anta scorrevole Hoxton in nobilitato Canapa e maniglie in laccato opaco Cappuccino.
L'interno in nobilitato Leather grey dispone di schiene e frontali cassetti in nobilitato Seta beige.
*Hoxton sliding door in melamine-faced Canapa and handles in matt lacquered Cappuccino.
The interior in melamine-faced Leather grey has back panels and drawer fronts in melamine-faced Seta beige.*

NOUVELLE
letto / *bed*

Testata, cornice e giroletto: nobilitato Canapa

Headboard, frame and bed base: melamine-faced Canapa

CLIO
gruppo notte / *bedroom set*

Struttura: nobilitato Canapa

Maniglia: laccato opaco Cappuccino

Structure: melamine-faced Canapa

Handle: matt lacquered Cappuccino

HOXTON
armadio scorrevole / *wardrobe with sliding doors*

Anta Hoxton: nobilitato Canapa e maniglia in laccato opaco Cappuccino

Cassa interna: nobilitato Leather grey

Attrezzatura: tubi appendiabiti Standard in Titanio

Schiene: nobilitato Seta beige

Frontali cassetti: nobilitato Seta beige

Fianchi: nobilitato Canapa

Hoxton door: melamine-faced Canapa and handle in matt lacquered Cappuccino

Inner carcass: melamine-faced Leather grey

Fittings: Standard clothes rails in Titanio


Back panels: melamine-faced Seta beige

Drawer fronts: melamine-faced Seta beige

Side panels: melamine-faced Canapa




CANAPA



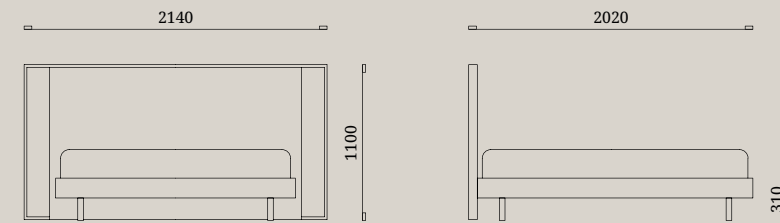
CAPPUCINO



LEATHER GREY



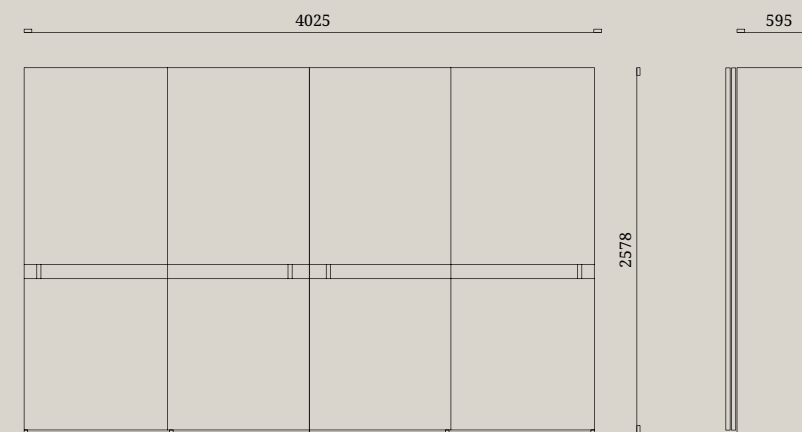
SETA BEIGE



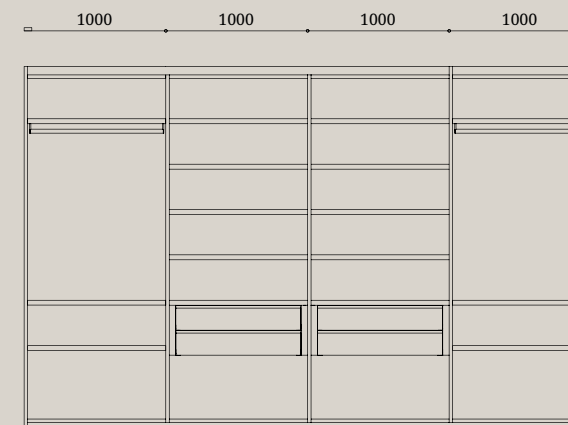
NOUVELLE



CLIO



HOXTON







Letto Liebe con lavorazione capitonné e gruppo notte Gae in laccato opaco Oceano con top in gres lucido Calacatta.

Liebe bed with capitonné pattern and Gae bedroom set in matt lacquered Oceano with top in glossy Calacatta stoneware.





Anta battente Blake in laccato opaco Oceano e interno in nobilitato Leather grey. La componibilità esprime una comoda soluzione ad angolo dotata di ampia contenibilità .

Blake hinged door in matt lacquered Oceano and interior in melamine-faced Leather grey. The modularity provides a convenient corner solution with lots of storage.

LIEBE
letto / bed

Testata e giroletto: tessuto Perkele 0050 Porcelain

Headboard and bed base: Perkele 0050 Porcelain fabric

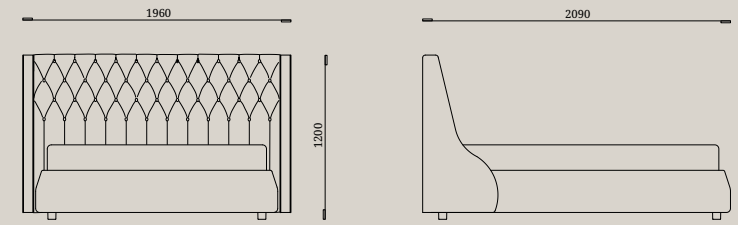
GAE
gruppo notte / bedroom set

Struttura: laccato opaco Oceano

Top: gres lucido Calacatta

Structure: matt lacquered Oceano

Top: glossy Calacatta stoneware



LIEBE

BLAKE
armadio battente / wardrobe with hinge doors

Anta Blake: laccato opaco Oceano e maniglie V42M in tinta

Cassa interna: nobilitato Leather grey

Attrezzatura: tubi appendiabiti Standard Titanio

Schiene: nobilitato Leather grey

Fianchi: laccato opaco Oceano

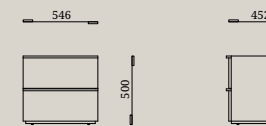
Blake door: matt lacquered Oceano and V42M handles in matching colour

Inner carcass: melamine-faced Leather grey

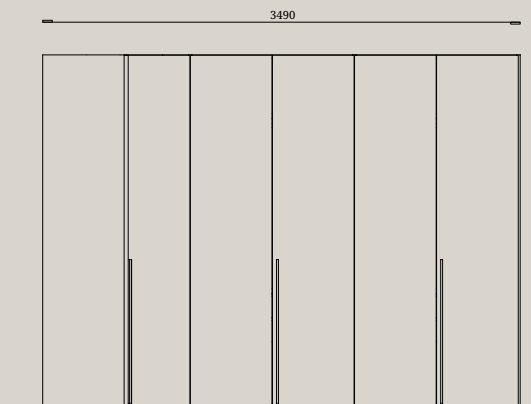

Fittings: Standard clothes rails in Titanio

Back panels: melamine-faced Leather grey

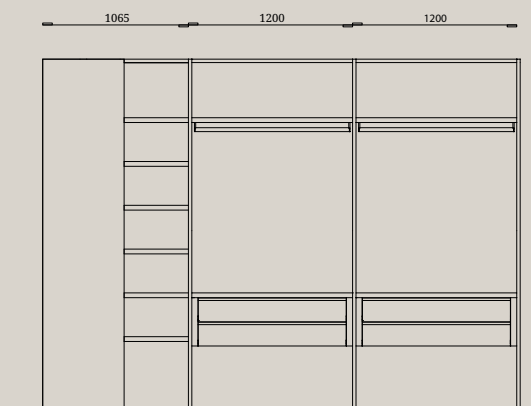
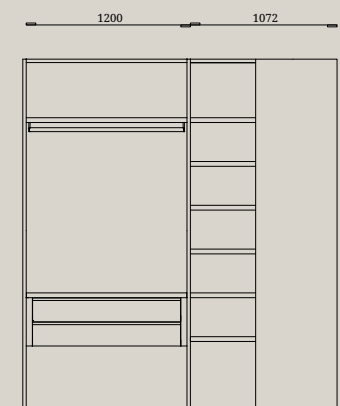
Side panels: matt lacquered Oceano



GAE




BLAKE




PERKELE 0050
PORCELLAIN



OCEANO



LEATHER GREY



CALACATTA





Letto Soave in nobilitato Eucalipto con inserto in finitura dotato d'illuminazione Led integrata.
Gruppo notte Clio in nobilitato Grigio dorian e maniglie in laccato opaco Grigio oxford.

*Soave bed in melamine-faced Eucalipto with insert in the same finish, fitted with integrated LED lighting.
Clio bedroom set in melamine-faced Grigio dorian and handles in matt lacquered Grigio oxford.*





Anta scorrevole Otto in nobilitato Grigio dorian e inserto in Specchio fumé con maniglia in nobilitato Grigio dorian.

Otto sliding door in melamine-faced Grigio dorian and insert in Specchio fumé with handle in melamine-faced Grigio dorian.

SOAVE
letto / *bed*

Testata, inserto e giroletto: nobilitato Eucalipto

Headboard, insert and bed base: melamine-faced Eucalipto

OTTO
armadio scorrevole / *wardrobe with sliding doors*

Anta Otto: nobilitato Grigio dorian e inserto in Specchio fumé con maniglia in nobilitato Grigio dorian

Cassa interna: nobilitato Eucalipto

Attrezzatura: tubi appendiabiti, ripiani e cassetti estraibili Plus in Carbon grey

Schiene: nobilitato Seta beige

Fianchi: nobilitato Eucalipto

CLIO
gruppo notte / *bedroom set*

Struttura: nobilitato Grigio dorian

Maniglia: laccato opaco Grigio oxford

Structure: melamine-faced Grigio dorian

Handle: matt lacquered Grigio oxford

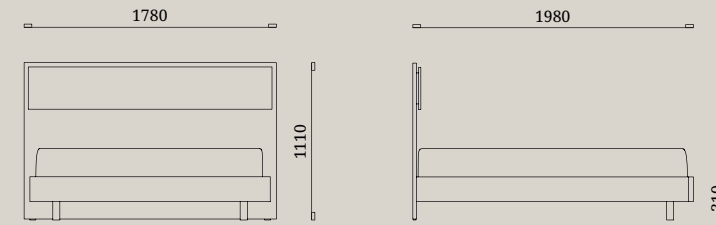
Otto door: melamine-faced Grigio dorian and insert in Specchio fumé with handle in melamine-faced Grigio dorian

Inner carcass: melamine-faced Eucalipto

Fittings: Plus clothes rails, shelves and pull-out drawers in Carbon grey

Back panels: melamine-faced Seta beige

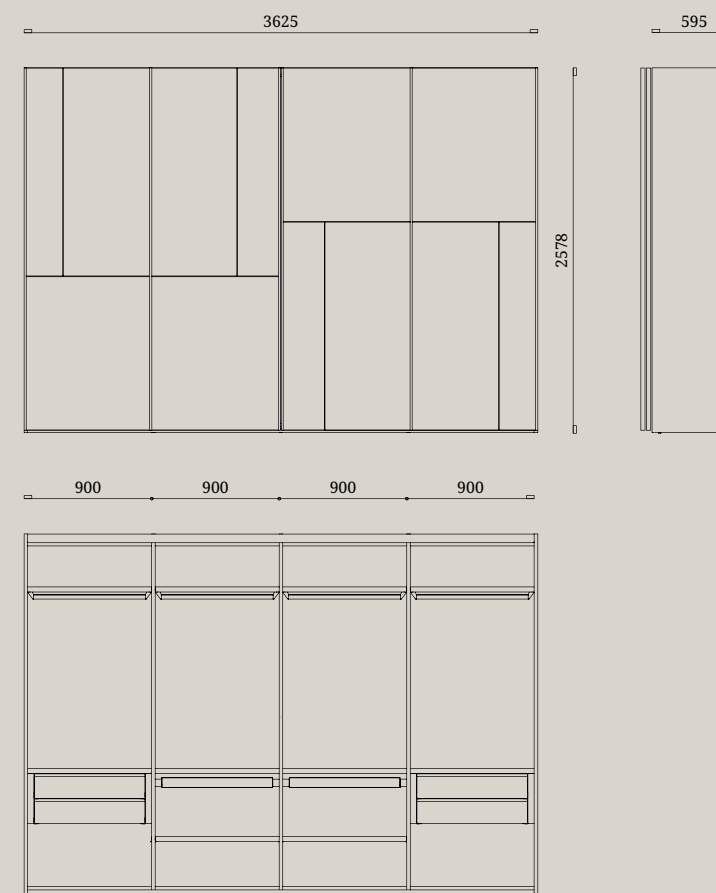
Side panels: melamine-faced Eucalipto




SOAVE




CLIO




OTTO




EUCALIPTO



GRIGIO DORIAN



SETA BEIGE



GRIGIO OXFORD





Letto Anouk con testata caratterizzata dal rivestimento in duplice tessuto alternato e gruppo notte Damien in laccato opaco Verde cinabro.

Anouk bed with headboard upholstered in two alternating fabrics and Damien bedroom set in matt lacquered Verde cinabro.





Armadio dall'estetica rigorosa con anta scorrevole Blake in laccato opaco Cappuccino.
Attrezzatura interna con tubi appendiabiti, ripiani e cassetti estraibili Plus in metallo Carbon grey.

*Wardrobe with an understated look and Blake sliding door in matt lacquered Cappuccino.
Internal fittings with Plus clothes rails, shelves and pull-out drawers in Carbon grey metal.*

ANOUK
letto / bed

Testata e giroletto: tessuto Ritual 0032 Grigio fumo e Ritual 0084 Grigio delfino

Headboard and bed base: Ritual 0032 Grigio fumo and Ritual 0084 Grigio delfino fabric

BLAKE
armadio scorrevole / wardrobe with sliding doors

Anta Blake: laccato opaco Cappuccino

Cassa interna: nobilitato Leather grey

Attrezzatura: tubi appendiabiti, ripiani e cassetti estraibili Plus in Carbon grey

Schiene: nobilitato Leather grey

Fianchi: laccato opaco Cappuccino

DAMIEN
gruppo notte / bedroom set

Struttura: laccato opaco Verde cinabro

Structure: matt lacquered Verde cinabro

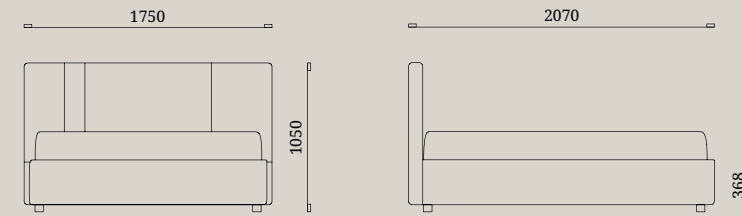
Blake door: matt lacquered Cappuccino

Inner carcass: melamine-faced Leather grey

Fittings: Plus clothes rails, shelves and pull-out drawers in Carbon grey

Back panels: melamine-faced Leather grey

Side panels: matt lacquered Cappuccino




ANOUK




DAMIEN



BLAKE



RITUAL 0032
GRIGIO FUMO



RITUAL 0084
GRIGIO DELFINO



CAPPUCCINO



LEATHER GREY



VERDE CINABRO





Letto Hug in similpelle Tape Argento su piedi trasparenti. Comodino e comò Jean in laccato opaco Grigio daytona con frontali caratterizzati dall'inserto in nobilitato Eucalipto.

Hug bed in Tape Argento faux leather on transparent legs. Jean bedside unit and chest of drawers in matt lacquered Grigio daytona with drawer fronts featuring an insert in melamine-faced Eucalipto.





Telaio estraibile Plus in Carbon grey con frontale in vetro Trasparente fumé.
All'interno vassoi portaoggetti in similpelle Moka.

*Pull-out frame Plus with Carbon grey frame with clear fumé glass front.
With internal organiser trays in Moka faux leather.*

HUG
letto / *bed*

Testata e giroletto: similpelle Tape 0600 Argento

Headboard and bed base: Tape 0600 Argento faux leather

AURORA
armadio battente / *wardrobe with hinge doors*

Anta Aurora: telaio Carbon grey e vetro Ombra fumé

Cassa interna: nobilitato Eucalipto

Attrezzatura: tubi appendiabiti, ripiani e cassetti estraibili Plus in Carbon grey

Schiene: nobilitato Seta argento

Frontali cassetti: nobilitato Eucalipto e vetro Trasparente fumé

Fianchi: nobilitato Eucalipto e telaio Carbon grey

Aurora door: Carbon grey frame and Ombra fumé glass

Inner carcass: melamine-faced Eucalipto

Fittings: Plus clothes rails, shelves and pull-out drawers in Carbon grey

Back panels: melamine-faced Seta argento

Drawer fronts: melamine-faced Eucalipto and clear fumé glass

Side panels: melamine-faced Eucalipto and Carbon grey frame

JEAN
gruppo notte / *bedroom set*

Struttura: laccato opaco Grigio daytona

Frontali cassetti: laccato opaco Grigio daytona e nobilitato Eucalipto

Structure: matt lacquered Grigio daytona

Drawer fronts: matt lacquered Grigio daytona and melamine-faced eucalipto

SQUARE
cassettiera / *chest of drawers*

Struttura: nobilitato Eucalipto

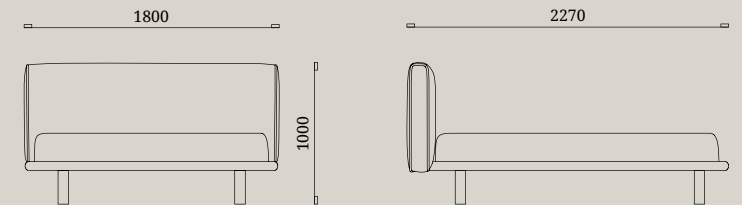
Frontali cassetti: vetro Trasparente fumé

Top: nobilitato Eucalipto e vetro Trasparente fumé

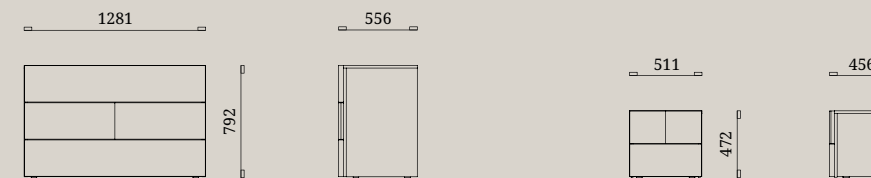
Structure: melamine-faced eucalipto

Drawer fronts: clear fumé glass

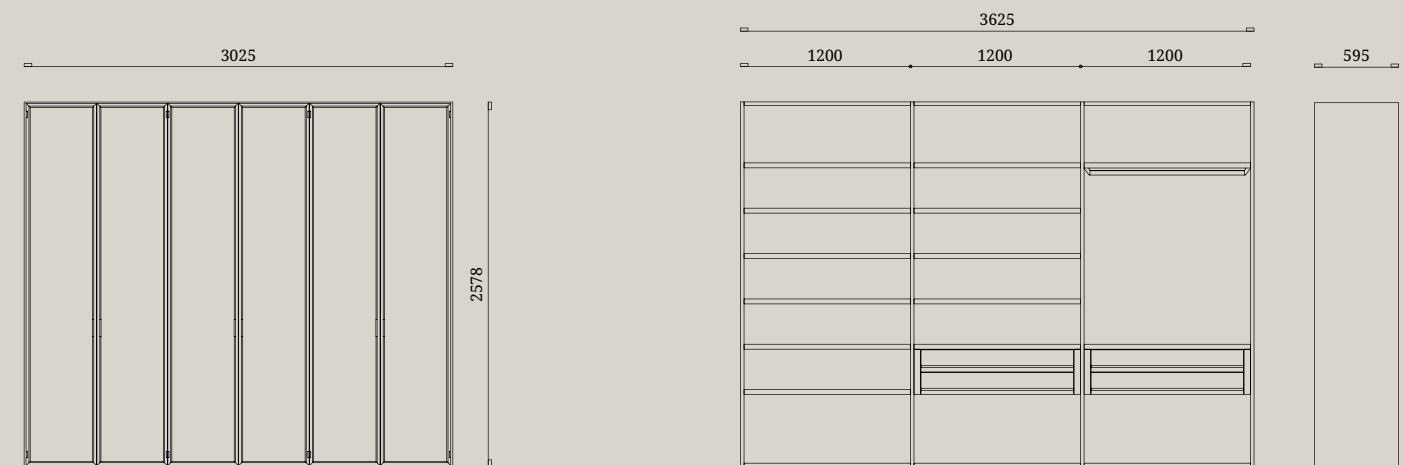
Top: melamine-faced eucalipto and clear fumé glass



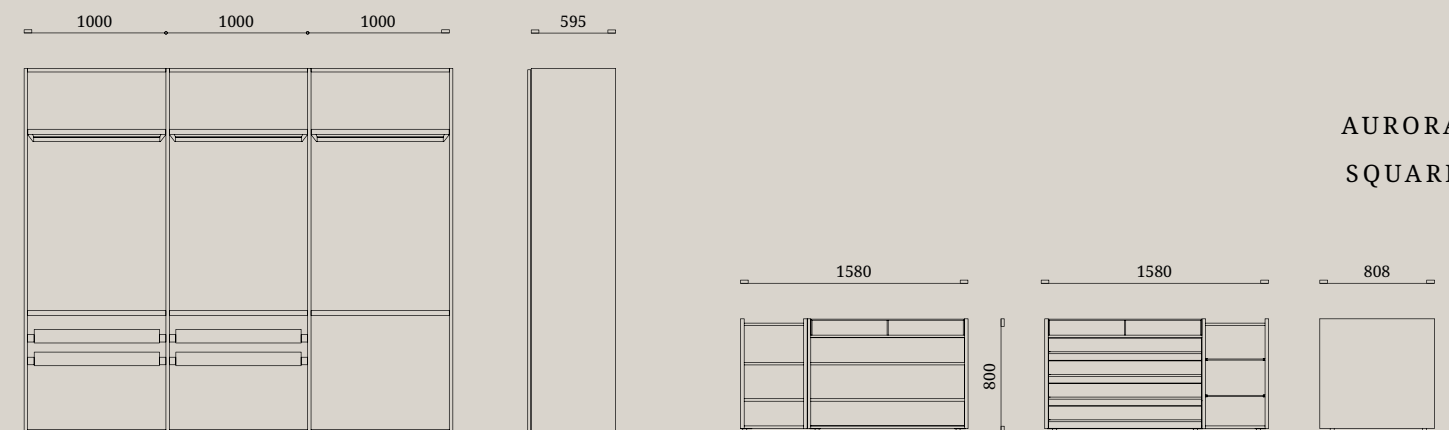
HUG




SQUARE



AURORA
SQUARE



TAPE 0600
ARGENTO




CARBON GREY



EUCALIPTO



SETA ARGENTO




GRIGIO DAYTONA





Letto Tokyo con rivestimento in Jenny Ciment e comodino Elite in nobilitato Bianco opaco.
Tokyo bed covered in Jenny Ciment and Elite bedside unit in melamine-faced Bianco opaco.





Armadio ad angolo, con anta Elite in nobilitato Bianco opaco, capace di offrire una soluzione organizzativa salvaspazio. Al suo interno molteplici attrezzature, tra cui l'alveare con scatole in tessuto porta camicie e ripiani inclinati portascarpe.

Corner wardrobe, with Elite door in melamine-faced Bianco opaco, providing a space-saving storage solution. There are lots of different fittings inside, including partitioned units with fabric shirt boxes and slanted shoe racks.

TOKYO
letto / *bed*

Testata e giroletto: tessuto Jenny 0611 Ciment

Headboard and bed base: Jenny 0611 Ciment fabric

ELITE
armadio battente / *wardrobe with hinge doors*

Anta Elite: nobilitato Bianco opaco con presa maniglia in tinta

Cassa interna: nobilitato Leather grey

Attrezzatura: ripiani inclinati portascarpe e alveare porta camicie in nobilitato Leather grey con scatole in tessuto Grigio lino e maniglie in similpelle Moka

Schiene: nobilitato Leather grey

Frontali cassetti: nobilitato Leather grey e vetro Trasparente fumé

Fianchi: nobilitato Bianco opaco

ELITE
gruppo notte / *bedroom set*

Struttura: nobilitato Bianco opaco con presa maniglia in tinta

Structure: melamine-faced Bianco opaco with grip handle in matching colour

Elite door: melamine-faced Bianco opaco with grip handle in matching colour

Inner carcass: melamine-faced Leather grey

Fittings: slanted shoe racks and partitioned unit in melamine-faced Leather grey with shirt boxes in Grigio lino fabric and handles in Moka faux leather


Back panels: melamine-faced Leather grey

Drawer fronts: melamine-faced Leather grey and clear fumé glass

Side panels: melamine-faced Bianco opaco



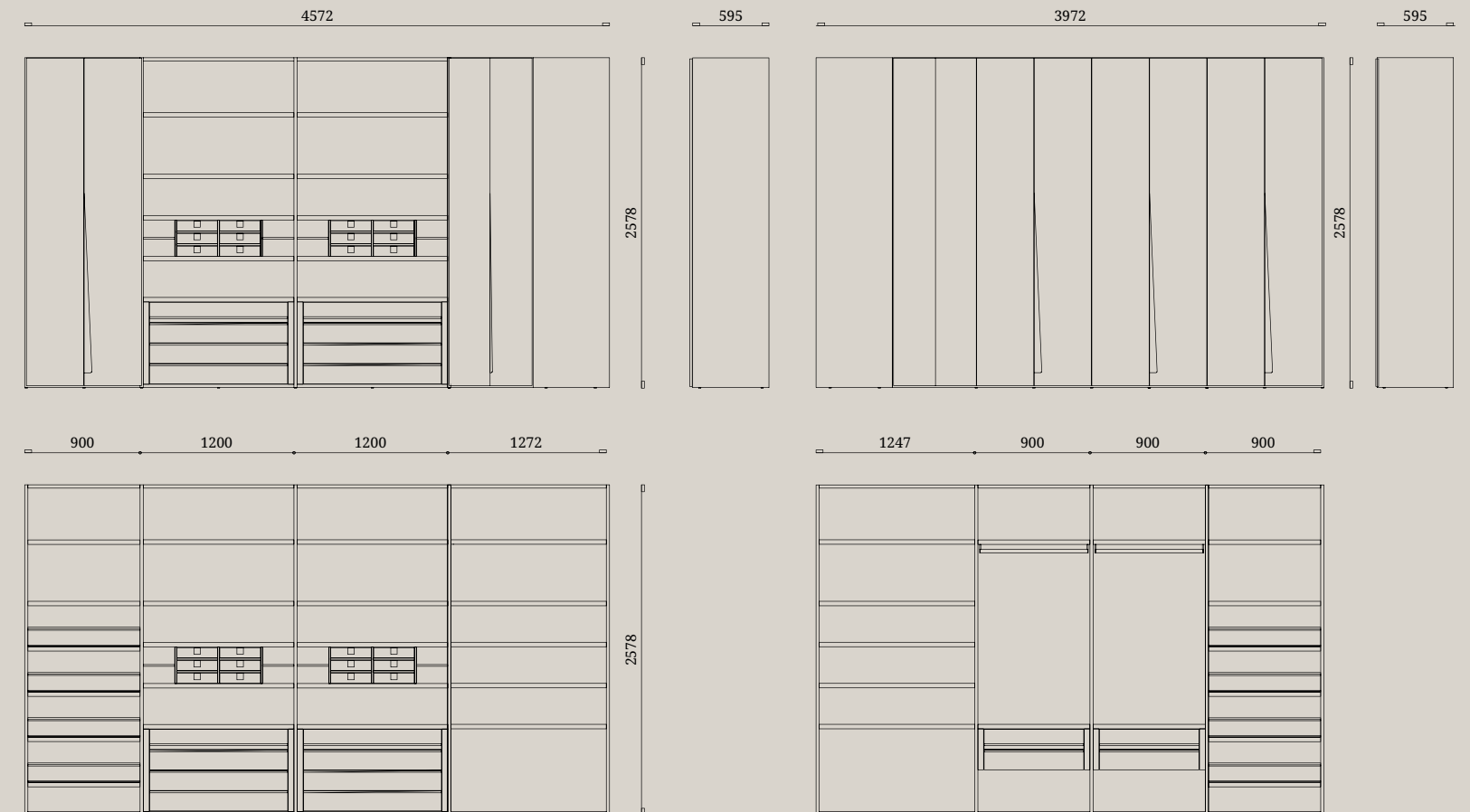
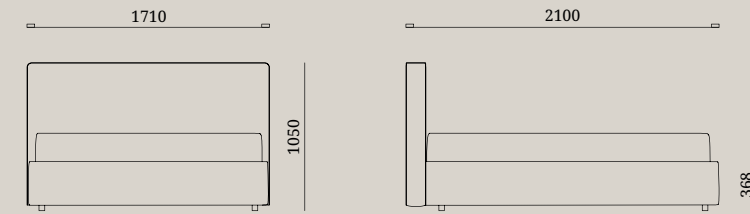
JENNY 0611 CIMENT



BIANCO OPACO



LEATHER GREY



TOKYO

ELITE

ELITE





Gruppo notte Marlene in laccato opaco Grigio oxford e top in gres opaco Stone grey.
Il frontale cassetto definisce ogni elemento del gruppo caratterizzando la forma con una morbida curva.

*Marlene bedroom set in matt lacquered Grigio oxford and top in matt Stone grey stoneware.
The drawer front defines each element of the bedroom set with its distinctive gently curved shape.*





Anta scorrevole Smith in laccato opaco e lucido Grigio oxford con interni e schiene in nobilitato Eucalipto argento. L'attrezzatura interna dispone di ripiani in nobilitato Eucalipto argento retroilluminati con profilo Led integrato e portapantaloni estraibile Plus in metallo Carbon grey.

Smith sliding door in matt lacquered and glossy Grigio oxford with interiors and back panels in melamine-faced Eucalipto argento. The internal fittings feature backlit shelves in melamine-faced Eucalipto argento with profile Built-in LED lighting and Plus pull-out trouser rack in Carbon grey metal.



Consolle Gala in laccato lucido Grigio oxford su struttura in metallo Carbon grey.
Composta da una coppia di cassetti e da un modulo centrale dotato di un'anta apribile con specchio e illuminazione Led integrata, al suo interno rifinita in nobilitato Leather grey.

*Gala console in glossy lacquered Grigio oxford supported by a Carbon grey metal structure.
Consisting of two drawers and a central unit featuring a lid that opens with a mirror and integrated LED lighting; interior finished in melamine-faced Leather grey.*



SOFIA
letto / bed

Testata e giroletto: tessuto Jenny 0604 Greystone

Headboard and bed base: Jenny 0604 Greystone fabric

SMITH
armadio scorrevole / wardrobe with sliding doors

Anta Smith Mix: laccato opaco e lucido Grigio oxford

Cassa interna: nobilitato Eucalipto argento

Attrezzatura: tubi appendiabiti e portapantaloni Plus in Carbon grey

Schiene: nobilitato Eucalipto argento

Fianchi: laccato opaco Grigio oxford

Smith Mix door: matt and glossy lacquered Grigio oxford

Inner carcass: melamine-faced Eucalipto argento

Fittings: Plus clothes rails and trouser rack in Carbon grey

Back panels: melamine-faced Eucalipto argento

Side panels: matt lacquered Grigio oxford

MARLENE
gruppo notte / bedroom set

Struttura: laccato opaco Grigio Oxford

Top: gres opaco Stone grey

Structure: matt lacquered Grigio Oxford

Top: matt Stone grey stoneware

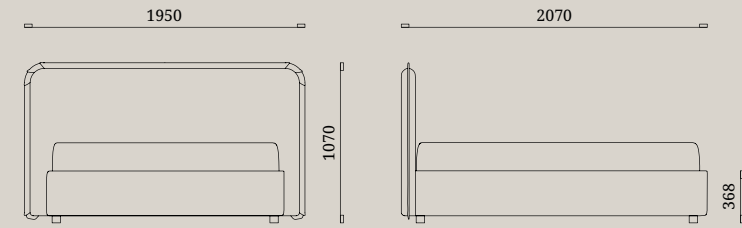
GALA
consolle / console

Struttura: laccato lucido Grigio oxford

Gambe: metallo Carbon grey

Structure: glossy lacquered Grigio oxford

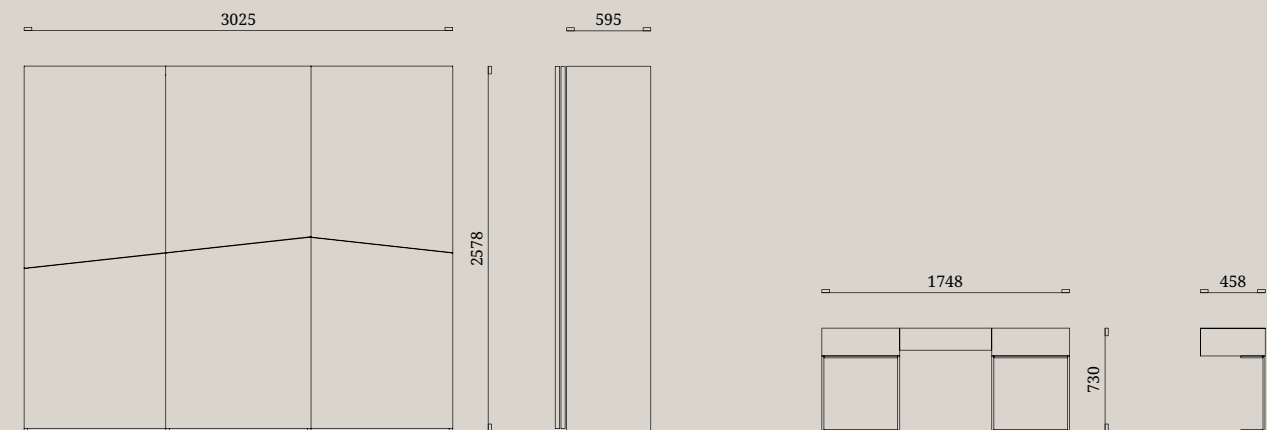
Legs: Carbon grey metal



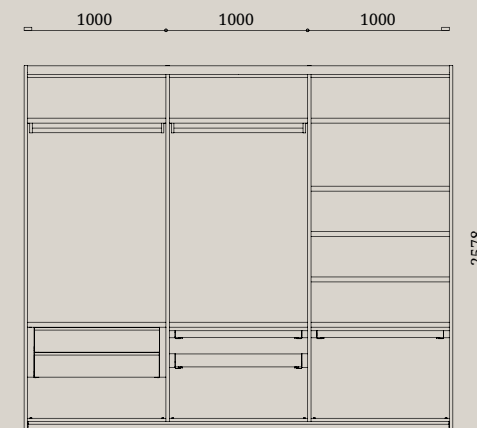
SOFIA



MARLENE




GALA




SMITH MIX




JENNY 0604
GREYSTONE




GRIGIO OXFORD



EUCALIPTO
ARGENTO



STONE GREY



CARBON GREY





Comodino Marlene in laccato opaco Bianco neve e top in gres lucido Stone grey.
Testata Liebe in tessuto Perkele Root con lavorazione capitonné che ne esalta i riflessi.

*Marlene bedside unit in matt lacquered Bianco neve and top in glossy Stone grey stoneware.
Liebe headboard in Perkele Root fabric with capitonné pattern which accentuates the highlights.*





*Anta battente Aurora in Carbon grey e vetro Ombra fumé.
Interni in nobilitato Noce gold con schiene in nobilitato Seta beige. Ripiani, retroilluminati con Led integrato, in Carbon grey e vetro Trasparente.
Aurora hinged door in Carbon grey and Ombra fumé glass.
Interiors in melamine-faced Noce gold with back panels in melamine-faced Seta beige. Shelves, with integrated LED backlighting, in Carbon grey and clear glass.*

LIEBE
letto / *bed*

Testata e giroletto: tessuto Perkele 0015 Root

Headboard and bed base: Perkele 0015 Root fabric

AURORA
armadio battente / *wardrobe with hinge doors*

Anta Aurora: telaio Carbon grey e vetro Ombra fumé

Cassa interna: nobilitato Noce gold

Attrezzatura: tubi appendiabiti, ripiani e cassetti estraibili Plus in Carbon grey

Schiene: nobilitato Seta beige

Frontali cassetti: nobilitato Noce gold e vetro Trasparente fumé

Fianchi: nobilitato Noce gold

MARLENE
gruppo notte / *bedroom set*

Struttura: laccato opaco Bianco neve

Top: gres lucido Stone grey

Structure: matt lacquered Bianco neve

Top: glossy Stone grey stoneware

Aurora door: Carbon grey frame and Ombra fumé glass

Inner carcass: melamine-faced Noce gold

Fittings: Plus clothes rails, shelves and pull-out drawers in Carbon grey


Back panels: melamine-faced Seta beige

Drawer fronts: melamine-faced Noce gold and clear fumé glass


Side panels: melamine-faced Noce gold




PERKELE 0015
ROOT




CARBON GREY




NOCE GOLD



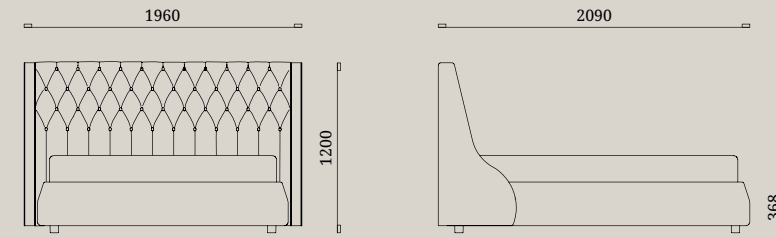
SETA BEIGE



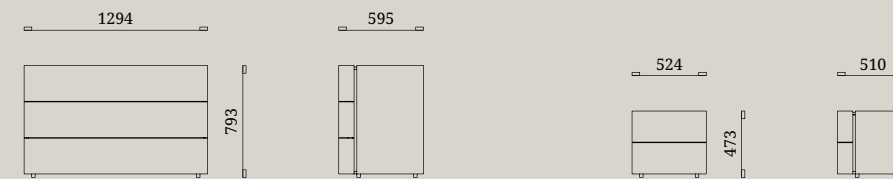
BIANCO NEVE



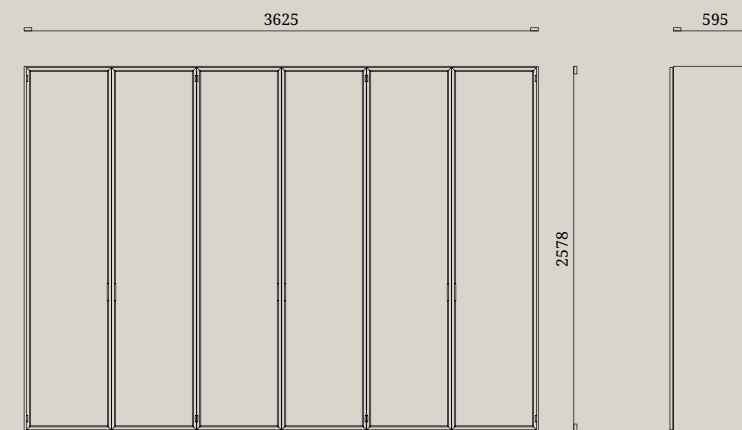
STONE GREY



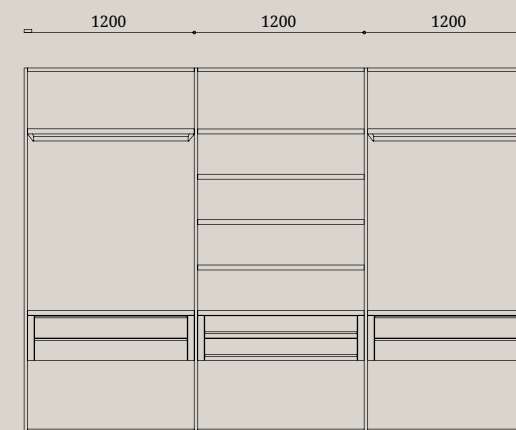
LIEBE



MARLENE



AURORA



CABINE ARMADIO

WALK-IN CLOSET WARDROBE SYSTEM





L'armadio con nicchia e ante in nobilitato Noce consente di sviluppare soluzioni capaci di risolvere qualsiasi esigenza di spazio. Personalizzabili nel dettaglio, con mensole e finiture laccate o in essenza, possono trovare infiniti utilizzi. La maniglia incassata rappresenta un dettaglio forte, capace di mettere in risalto con le sue linee decise, la pulizia formale dell'armadio.

The wardrobe with niche and doors in melamine-faced Noce allows the development of solutions able to resolve all space needs. Customisable in all its details, with shelves and lacquered or wood finishes, their uses are truly endless. The recessed handle represents a striking detail, highlighting the clean look of the wardrobe with its distinct lines.





Gli armadi per passaggio rappresentano la soluzione d'arredo perfetta per coniugare praticità e design. Il loro punto di forza è la loro versatilità che gli permette di adattarsi all'architettura assecondando le esigenze di chi li utilizza.

Over-door wardrobes are the perfect furnishing solution to combine practicality and design. Their strength lies in their versatility, allowing them to adapt to the architecture and fit in with the needs of the user.

ARMADIO PER PASSAGGIO E NICCHIA
Over-door wardrobe and niche

Anta Barret: nobilitato Noce con maniglia incassata V46Z in metallo Nero opaco

Cassa interna: nobilitato Leather grey

Schiene: nobilitato Leather grey

Fianchi: laccato opaco Grigio seta

Nicchia: laccato opaco Grigio seta

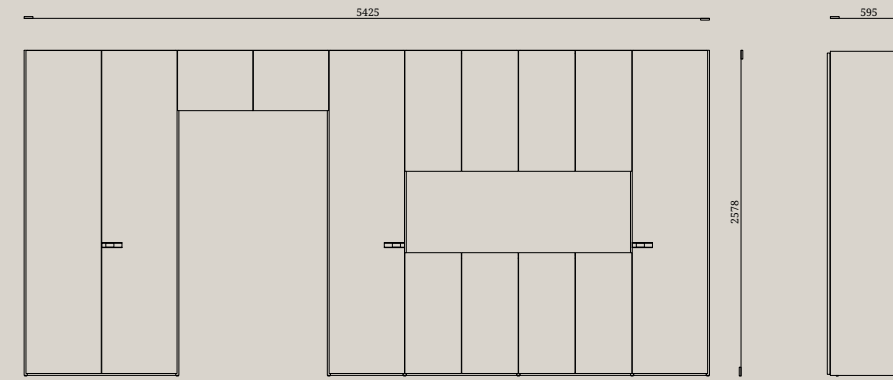
Barret door: melamine-faced Noce with V46Z recessed handle in matt Nero metal

Internal carcass: melamine-faced Leather grey

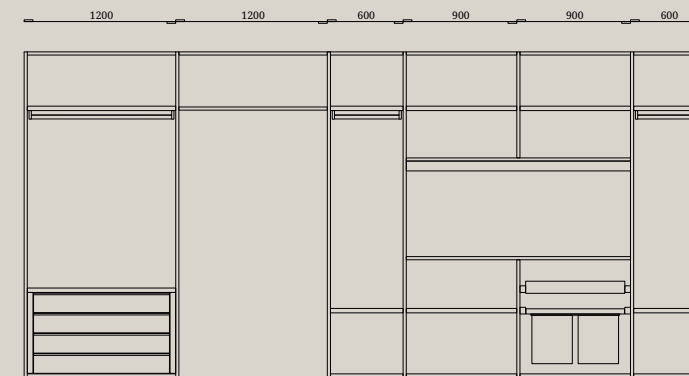
Back panels: melamine-faced Leather grey

Sides: matt lacquered Grigio seta


Niche: matt lacquered Grigio seta



**ARMADIO PER
 PASSAGGIO E
 NICCHIA**




NOCE



NERO OPACO



LEATHER GREY



GRIGIO SETA





Cabina armadio con struttura in telaio Carbon grey attrezzata con frontali cassetti in nobilitato Seta argento con maniglie in nobilitato Eucalipto argento. Le schiene in nobilitato Seta argento esprimono un'estetica sartoriale dai toni chiari.

Closet with structure in Carbon grey frame fitted with drawer fronts in melamine-faced Seta argento with handles in melamine-faced Eucalipto argento. The back panels in melamine-faced Seta argento add a tailored look in light shades.





Ripiani in vetro con illuminazione Led integrata e tubi appendiabiti Plus in Carbon grey.
Telai estraibili in telaio Carbon grey e frontale in vetro Trasparente fumé con vassoi portaoggetti in similpelle Moka.

*Glass shelves with integrated LED lighting and Plus clothes rail in Carbon grey.
Pull-out frames Plus with Carbon grey frame and drawer fronts in clear fumé glass with organiser trays in Moka faux leather.*

AURORA / BARRET
cabina armadio / walk-in wardrobe system

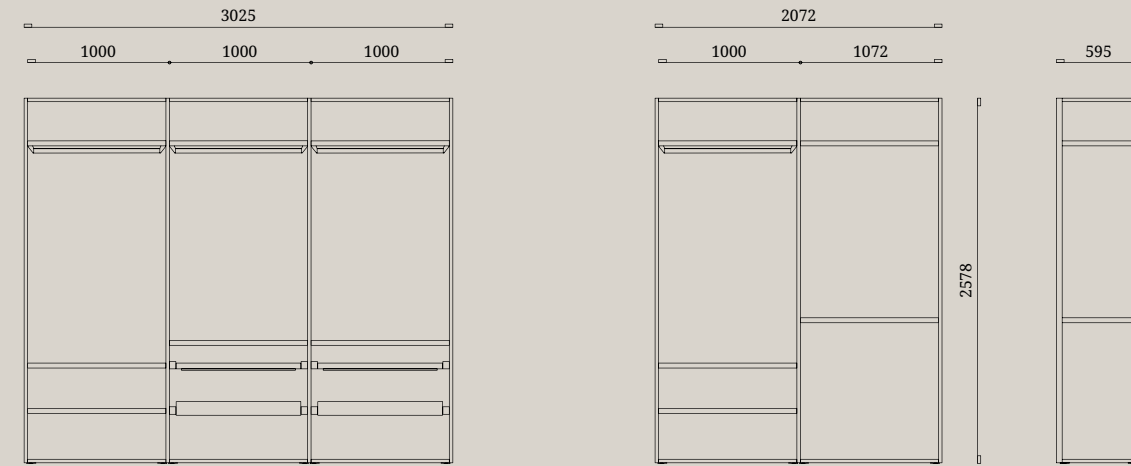
Anta Aurora: telaio Carbon grey e vetro Ombra fumé
 Anta Barret: nobilitato Eucalipto argento con maniglia V12E in nobilitato Eucalipto argento
 Cassa interna: nobilitato Eucalipto argento
 Attrezzatura: tubi appendiabiti, ripiani e cassetti estraibili Plus in Carbon grey
 Schiene: nobilitato Seta argento
 Frontali cassetti: nobilitato Seta argento
 Fianchi: telaio Carbon grey e nobilitato Eucalipto argento

Aurora door: Carbon grey frame and Ombra fumé glass
Barret door: melamine-faced Eucalipto argento with V12E handle in melamine-faced Eucalipto argento
Inner carcass: melamine-faced Eucalipto argento
Fittings: Plus clothes rails, shelves and pull-out drawers in Carbon grey
Back panels: melamine-faced Seta argento
Drawer fronts: melamine-faced Seta argento
Side panels: Carbon grey frame and melamine-faced Eucalipto argento

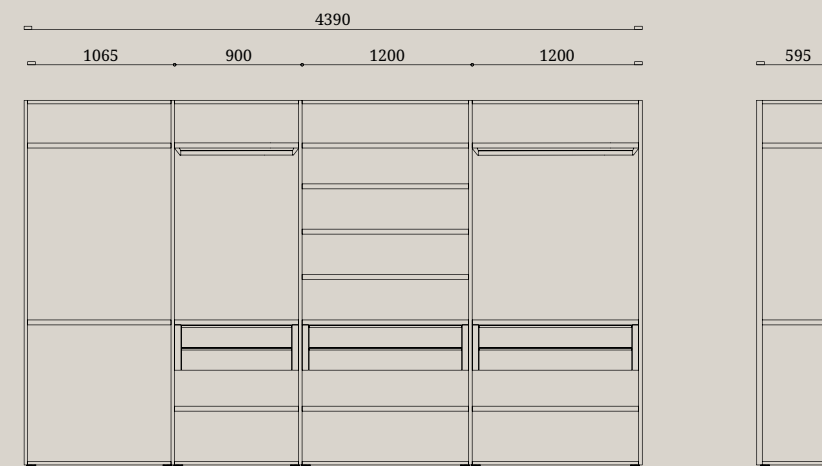
SQUARE
cassettiera / chest of drawers

Struttura: laccato opaco Visone
 Frontali cassetti: vetro Trasparente fumé
 Top: gres lucido Calacatta e vetro Trasparente fumé


Structure: matt lacquered Visone
Drawer fronts: clear fumé glass
Top: glossy Calacatta stoneware and clear fumé glass



AURORA
BARRET



SQUARE



CARBON GREY




EUCALIPTO ARGENTO



SETA ARGENTO



VISONE



CALACATTA





La cabina armadio estende le sue funzioni includendo un ufficio domestico composto dal piano d'appoggio Palco e pensili Deck della linea DICOTTO di Febal Giorno.

The closet can also be used as a home office consisting of a Palco top and Deck wall units from the Febal Giorno DICOTTO range.





Anta battente Barret in nobilitato Grigio dorian e maniglie a contrasto in nobilitato Eucalipto argento descrivono le possibilità compositive dei prodotti Febal Casa. La cabina armadio s'inscrive in uno spazio dal soffitto variabile usando ante debordanti in altezza e con taglio mansardato.

Barret hinged door in melamine-faced Grigio dorian and contrasting handles in melamine-faced Eucalipto argento illustrate the modular compositions of Febal Casa products. The closet fits into a space with a ceiling of variable height using protruding doors in height and angled top edge.



Attrezzatura interna con tubi appendiabiti Plus in metallo Carbon grey e anta Barret con taglio mansardato.

Internal fittings with Plus clothes rails in Carbon grey metal and Barret door with angled edge.



DICIOTTO
sistema giorno / *day system*

Piano d'appoggio Palco: nobilitato Eucalipto argento
Pensili Deck: Carbon grey con schiene in nobilitato Cemento masdar

Palco top: melamine-faced Eucalipto argento
Deck wall units: Carbon grey with back panels in melamine-faced Cemento masdar

BARRET
armadio battente / *wardrobe with hinge doors*

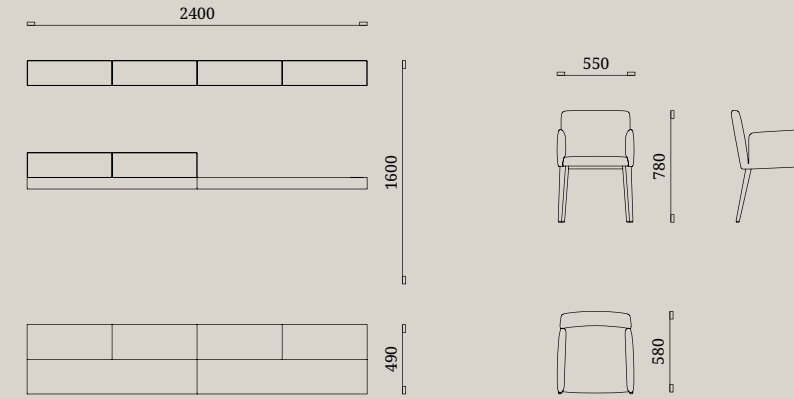
Anta Barret: nobilitato Grigio dorian e maniglie V12E in nobilitato Eucalipto argento
Cassa interna: nobilitato Eucalipto argento
Attrezzatura: tubi appendiabiti Plus in Carbon grey
Schiene: nobilitato Eucalipto argento
Fianchi: nobilitato Eucalipto argento

NICOLE
sedia / *chair*

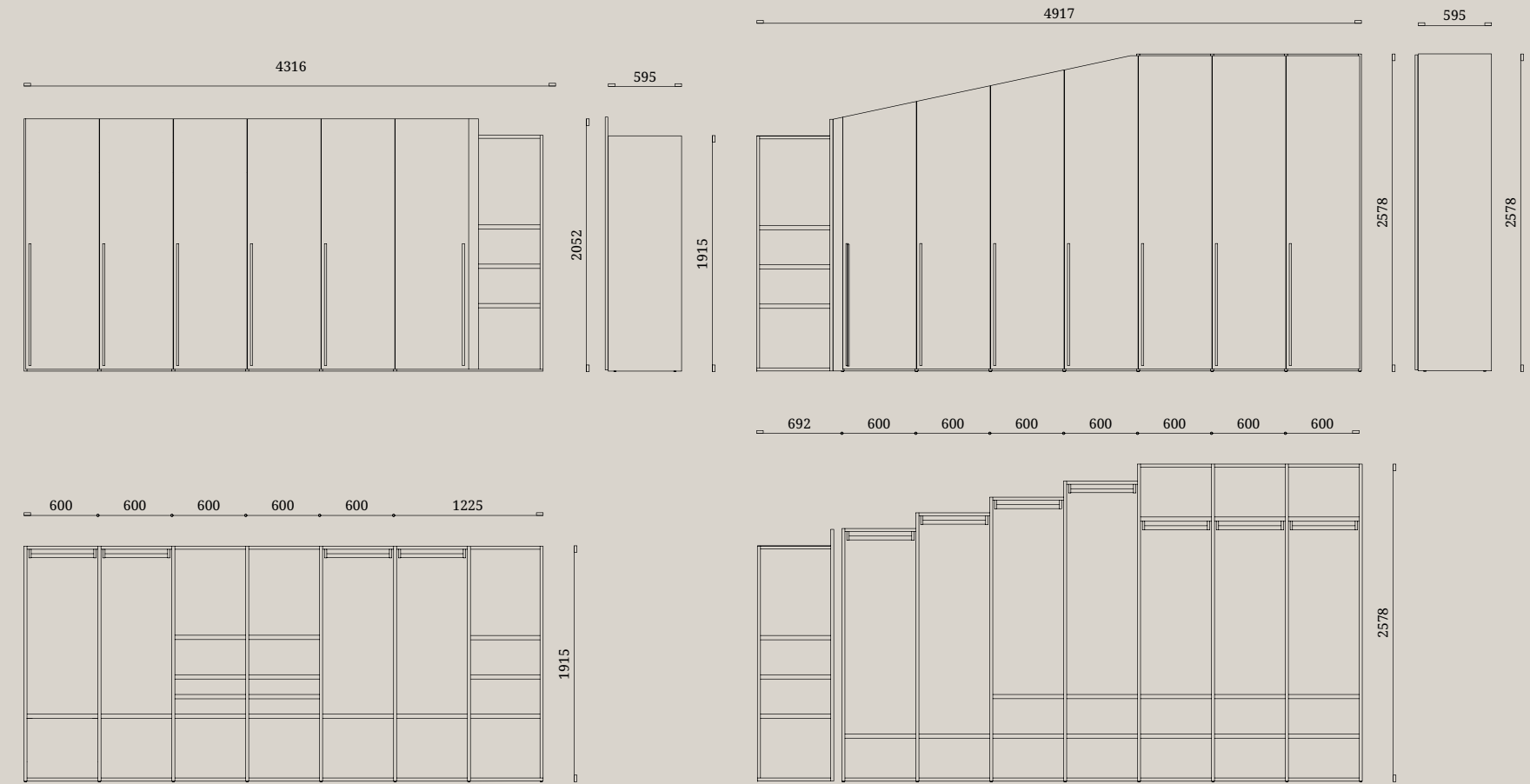
Rivestimento in tessuto Jenny 0401 Porcelain
Struttura: metallo verniciato Metal brown

Covered in Jenny 0401 Porcelain fabric
Structure: painted metal in Metal brown

Barret door: melamine-faced Grigio dorian and V12E handle in melamine-faced Eucalipto argento
Inner carcass: melamine-faced Eucalipto argento
Fittings: Plus clothes rails in Carbon grey
Back panels: melamine-faced Eucalipto argento
Side panels: melamine-faced Eucalipto argento



DICIOTTO
NICOLE



BARRET





Cabina armadio in Eucalipto argento con anta battente Aurora in metallo Carbon grey e vetro Ombra fumé. La composizione esprime la continuità delle ante Aurora, con l'uso di comode soluzioni ad angolo, interrotta soltanto dal piano d'appoggio Palco.

Closet in Eucalipto argento with Aurora hinged door in Carbon grey metal and Ombra fumé glass. The composition expresses the continuity of the Aurora doors with the use of handy corner solutions, only interrupted by the Palco top.

AURORA
cabina armadio / walk-in closet wardrobe system

Anta Aurora: Carbon grey e vetro Ombra fumé

Cassa interna: nobilitato Eucalipto argento

Attrezzatura: tubi appendiabiti, ripiani e cassetti estraibili Plus in Carbon grey

Schiene: nobilitato Eucalipto argento

Fianchi: nobilitato Eucalipto argento

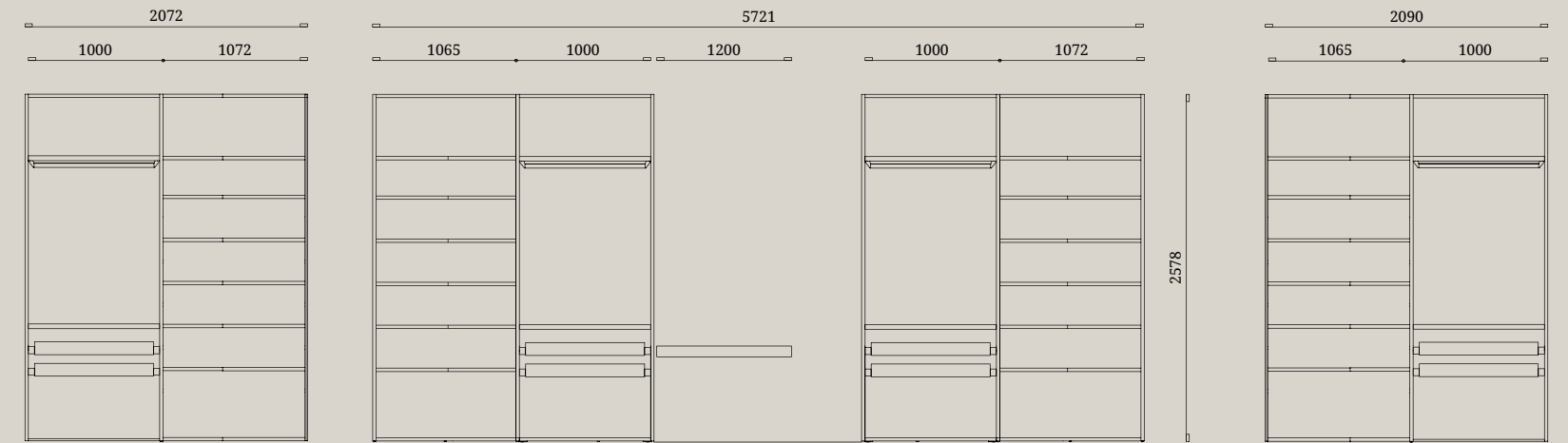
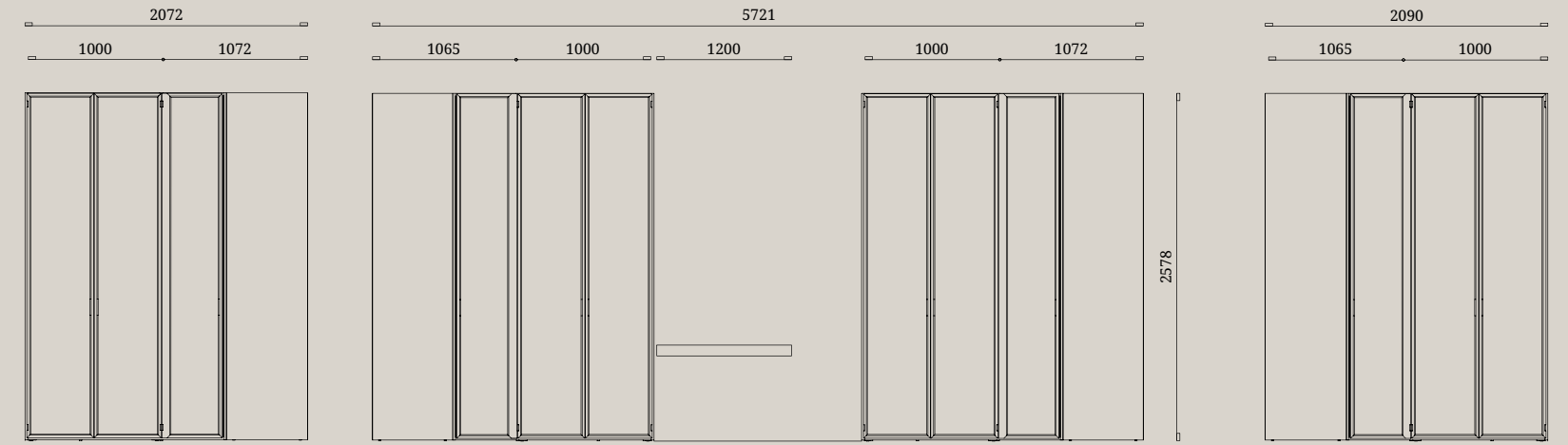
Aurora door: Carbon grey and Ombra fumé glass

Inner carcass: melamine-faced Eucalipto argento


Fittings: Plus clothes rails, shelves and pull-out drawers in Carbon grey

Back panels: melamine-faced Eucalipto argento

Side panels: melamine-faced Eucalipto argento



AURORA



CARBON GREY



EUCALIPTO
ARGENTO





Cabina armadio in nobilitato Eucalipto. Alveare porta camicie in nobilitato Eucalipto e scatole estraibili in tessuto Brown con maniglia in similpelle Moka.

Closet system in melamine-faced Eucalipto. Partitioned shirt holder in melamine-faced Eucalipto and pull-out boxes in Brown fabric with handle in Moka faux leather.



La cabina dispone di cassetti estraibili in Carbon grey con frontale in vetro Trasparente fumé e vassoi portaoggetti in similpelle Moka.

The closet is fitted with pull-put drawers in Carbon grey with drawer fronts in clear fumé glass and organiser tray in Moka faux leather.



Cassettiera Square in nobilitato Eucalipto e top in gres opaco Stone grey. Concepita per essere l'elemento centrale di una cabina armadio consente un accesso alla contenibilità da due lati.

Square chest of drawers in melamine-faced Eucalipto and top in matt Stone grey stoneware. Designed to be the central element of a closet, it provides storage access on both sides.

AURORA
cabina armadio / walk-in wardrobe system

Anta Aurora: telaio Carbon grey e vetro Ombra fumé
 Cassa interna: nobilitato Eucalipto
 Attrezzatura: tubi appendiabiti, ripiani e cassetti estraibili Plus in Carbon grey con alveare in nobilitato Eucalipto e scatole porta camicie in tessuto Brown con maniglia in similpelle Moka
 Schiene: nobilitato Seta beige
 Frontali cassetti: nobilitato Eucalipto con vetro Trasparente fumé e nobilitato Eucalipto
 Fianchi: nobilitato Eucalipto

Aurora door: Carbon grey frame and Ombra fumé glass

Inner carcass: melamine-faced Eucalypto

Fittings: Plus clothes rails, shelves and pull-out drawers in Carbon grey with partitioned units in melamine-faced Eucalypto and shirt boxes in Brown fabric with handle in Moka faux leather

Back panels: melamine-faced Seta beige

Drawer fronts: melamine-faced Eucalypto with clear fumé glass and melamine-faced Eucalypto

Side panels: melamine-faced Eucalypto

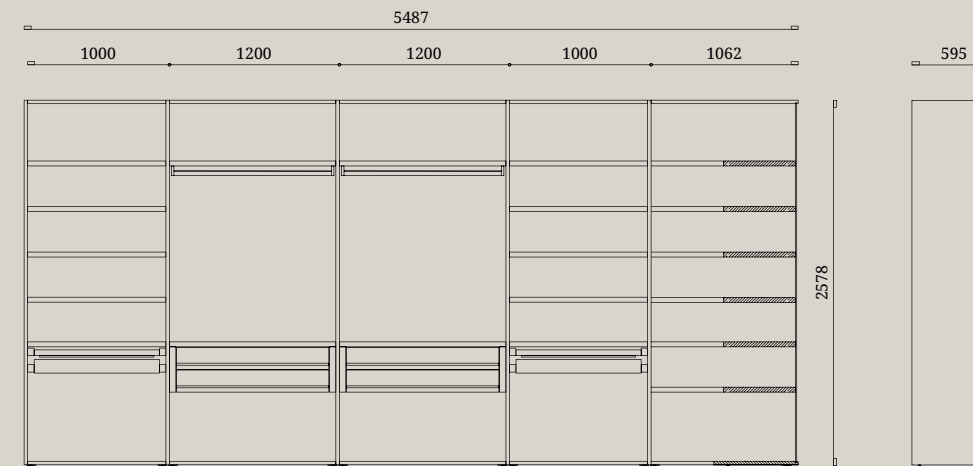
SQUARE
cassettiera / chest of drawers

Struttura: Nobilitato Eucalipto
 Frontali cassetti: vetro Trasparente fumé
 Top: gres lucido Stone grey e vetro Trasparente fumé

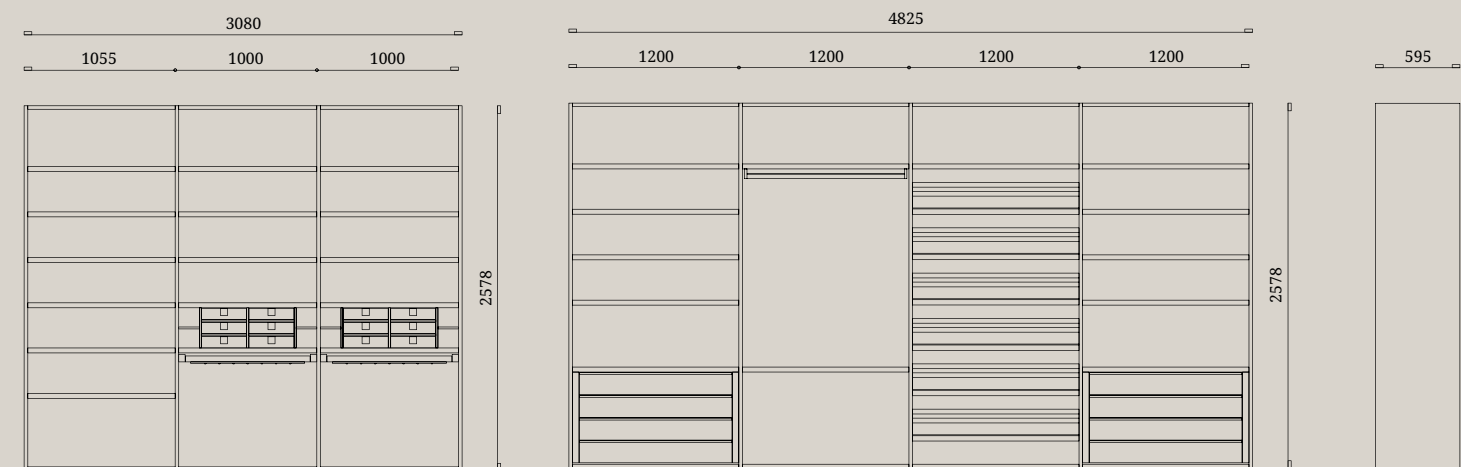
Structure: Melamine-faced Eucalypto

Drawer fronts: clear fumé glass


Top: glossy Stone grey stoneware and clear fumé glass




AURORA




SQUARE




CARBON GREY



EUCALIPTO



SETA BEIGE



STONE GREY

PLUS DI PRODOTTO
PRODUCT PLUS

SOLUZIONI SPECIALI PER ARMADIATURE

TAGLIO MANSARDATO E ANTE DEBORDANTI /
OVERLAPPING DOORS WITH PITCHED ROOF



Grazie alle ante debordanti in altezza e con taglio mansardato le armadiature Febal si inscrivono perfettamente in qualsiasi spazio dal soffitto variabile.

Thanks to the vertically overlapping doors with pitched roof cut, Febal wardrobes perfectly fit in to any space with a variable ceiling.

SOLUZIONI SPECIALI PER ARMADIATURE

ANGOLO DI RACCORDO PER TAGLIO MANSARDATO /
CONNECTOR ELEMENT FOR WARDROBES WITH PITCHED ROOF CUT



L'elemento di raccordo per armadi con taglio mansardato è l'elemento indispensabile per sfruttare al meglio lo spazio a disposizione senza rinunciare all'estetica.

The connector element for wardrobes with pitched roof cut is indispensable to make the most of the available space without renouncing on beauty.

SOLUZIONI SPECIALI PER ARMADIATURE

ARMADIO PONTE VERSIONE STANDARD /
OVERHEAD WARDROBES STANDARD VERSION



Componibili, intelligenti ed altamente personalizzabili: gli armadi ponte rappresentano la soluzione d'arredo perfetta per coniugare praticità e design.

Modular, smart, and highly customisable: overhead wardrobes are the ideal solution for combining practicality and design.

SOLUZIONI SPECIALI PER ARMADIATURE

ARMADIO PONTE CON MENSOLE /
OVERHEAD WARDROBES VERSION WITH SHELVES



Le camere matrimoniali a ponte sono un sistema capace di sfruttare lo spazio in modo razionale e aggiungere capienza al tradizionale armadio. In questa innovativa soluzione è ricavato ulteriore spazio contenitivo anche nei vani laterali.

Overhead master bedrooms are a system that best exploits the available space in the most rational way, adding space with respect to traditional wardrobes. This innovative solution offers even more storage space in the side compartments.

SOLUZIONI SPECIALI PER ARMADIATURE

ARMADI CON NICCHIA / WARDROBES WITH ALCOVE



L'armadio con nicchia consente di sviluppare soluzioni personalizzate capaci di risolvere qualsiasi esigenza individuale e di spazio. Personalizzabili nel dettaglio, con mensole e finiture a contrasto, possono trovare infiniti utilizzi spazio contenitivo anche nei vani laterali.

The wardrobe with alcove allows you to develop customised solutions to solve any individual requirement and need for space. They can be customised with shelves and contrasting finishes, to provide endless uses. storage space in the side units too.

SOLUZIONI SPECIALI PER ARMADIATURE

ARMADI CONSOLLE / WARDROBES WITH CONSOLES



L'inserimento della consolle con piano polifunzionale in forte spessore è la risposta di design alle esigenze di un vivere contemporaneo in cui lo spazio diventa sempre più fluido.

The addition of a console with a multi-purpose chunky top is the design response to contemporary living requirements in which space becomes increasingly fluid.

SOLUZIONI SPECIALI PER ARMADIATURE

ARMADI CON VANO TV / *WARDROBES WITH TV COMPARTMENT*



Il vano porta TV è apribile e orientabile a destra o sinistra ed è dotato di alloggiamento per dispositivi elettronici e predisposizione per il passaggio dei cavi.

The TV compartment can be opened and rotated to either the right or left. It has a space for electronic devices and is preconfigured for a cable pass-through.

SOLUZIONI SPECIALI PER ARMADIATURE

ARMADI CON ANTE STAGIONALI / *WARDROBES WITH SEASONAL DOORS*



Le ante stagionali sono la soluzione perfetta per organizzare al meglio le armadiature, garantendo la massima funzionalità senza rinunciare allo stile.

The seasonal doors are the perfect solution for best organisation of the wardrobe space, ensuring utmost practicality without compromising on style.

SOLUZIONI SPECIALI PER ARMADIATURE

ARMADI PER PASSAGGIO / *OVER-DOOR WARDROBES*



Gli armadi per passaggio rappresentano la soluzione d'arredo perfetta per coniugare praticità e design. Il loro punto di forza è la loro versatilità che gli permette di adattarsi all'architettura assecondando le esigenze di chi li utilizza.

Over-door wardrobes are the perfect furnishing solution to combine practicality and design. Their strength lies in their versatility, allowing them to adapt to the architecture and fit in with the needs of the user.

ATTREZZATURE STANDARD

TUBO APPENDIABITI / *CLOTHES RAIL*



Il tubo appendiabiti Standard disponibile nelle finiture Alluminio e Titanio è caratterizzato da una forma cilindrica funzionale e resistente.

The Standard clothes rail available in Alluminio and Titanio finishes has a practical and sturdy cylindrical shape.

ATTREZZATURE STANDARD

RIPIANO CON ILLUMINAZIONE / *SHELF WITH LIGHTING*



La contenibilità delle armadiature viene esaltata dai ripiani con illuminazione Led integrata disegnando morbidi bagliori.

The storage capacity of the wardrobes is enhanced by the shelves with integrated LED lighting which produces a soft glow.

ATTREZZATURE STANDARD

RIPIANO ATTREZZATO / ACCESSORISED SHELF



Il ripiano attrezzato dispone di una divisione in scoparti interni utile per la contenibilità di piccoli oggetti. L'elemento è caratterizzato da un fondo in nobilitato Leather grey.

The accessorised shelf has a partition divided into inner compartments for storing small articles. It features a bottom panel in melamine-faced Leather grey.

ATTREZZATURE STANDARD

RIPIANO INCLINATO / SLANTED RACK



L'interno degli armadi Febal Casa è completamente personalizzabile in funzioni e finiture come nel caso del ripiano inclinato portascarpe con sostegni in Carbon grey, capace di creare un vano scarpiera all'interno del nostro armadio.

The interior of Febal Casa wardrobes can be fully customised depending on the use and finishes, such as the slanted shoe rack with Carbon grey supports, creating a shoe storage area inside the wardrobe.

ATTREZZATURE STANDARD

ALVEARE E SCATOLA IN TESSUTO / *PARTITIONED UNIT AND FABRIC BOX*



Al fine di soddisfare il comfort tessile, Febal Casa ha sviluppato un alveare con scatole in tessuto dedicato alle camicie o altri indumenti di pregio, per i quali si preferisce confezionare uno spazio esclusivo.

Febal Casa has developed a partitioned unit with fabric boxes to incorporate the use of fabric for storing shirts or any other fine garments for which you may prefer to create a separate storage space.

ATTREZZATURE STANDARD

DIVISORIO INTERNO / *INNER PARTITION*



L'ottimizzazione salvaspazio è soddisfatta dai divisori interni con cui creare vani con dimensioni ridotte. I divisori interni, inoltre, consentono di completare l'interno dell'armadio diversificandone le attrezzature.

The inner partitions help to optimise space by creating smaller compartments. The inner partitions also allow you to complete the wardrobe interior by diversify the accessories.

ATTREZZATURE STANDARD

CASSETTIERA INTERNA / *INNER DRAWER UNIT*



Le cassettiere dispongono di un'ergonomica maniglia esterna in metallo disponibile nelle finiture: Alluminio, Bianco e Carbon grey.

The drawer units have an ergonomic handle in metal, available in the following finishes: Alluminio, Bianco and Carbon grey.

ATTREZZATURE STANDARD

CESTELLO ESTRAIBILE / *PULL-OUT BASKET*



L'attrezzatura in telaio Standard, disponibile nelle finiture Alluminio e Titanio, crea un sistema di contenibilità essenziale e funzionale con cestelli metallici.

The Standard frame fittings, available in the Alluminio and Titanio finishes, create a simple and functional storage system with metal baskets.

ATTREZZATURE STANDARD

TELAIO ESTRAIBILE PORTAPANTALONI /
FRAME WITH PULL-OUT TROUSER RACK



La gamma delle attrezzature Standard include il portapantaloni estraibile in telaio con accessori opzionabili, quali ganci porta cravatte e svuota tasche.

The range of Standard fittings includes the pull-out trouser rack with frame and optional accessories, such as the tie rings and organiser trays.

ATTREZZATURE PLUS

TUBO APPENDIABITI / *CLOTHES RAIL*



Il tubo appendiabiti Plus disponibile in finitura Carbon grey è definito da un profilo rettangolare ad angoli smussati e da una guarnizione in gomma antiusura che protegge il metallo del telaio.

The Plus clothes rail, available in Carbon grey finish, has a rectangular profile with bevelled edges and a rubber anti-wear seal which protects the metal frame.

ATTREZZATURE PLUS

RIPIANO CON ILLUMINAZIONE / *GLASS SHELF WITH LIGHTING*



I ripiani Plus in telaio Carbon grey e vetro Trasparente possono godere di una retroilluminazione Led dual color interna capace di esaltarne i materiali. L'interazione è gestita attraverso sensore, telecomando o applicazione bluetooth.

The Plus shelves in Carbon grey frame and clear glass can be fitted with LED backlighting which enhances the materials. The lighting is controlled via a sensor, remote control or Bluetooth application.

ATTREZZATURE PLUS

RIPIANO CON TUBO APPENDIABITI /
BACKLIT SHELF WITH CLOTHES RAIL



I ripiani con tubo appendiabiti sono realizzati in telaio Carbon grey con vetro Trasparente e possono essere dotati di illuminazione Led dual color con luce naturale o calda dimmerabile.

The shelves with clothes rails are made with a Carbon grey frame and Trasparente glass, and can be equipped with Dual Color LED lighting with dimmable natural or warm light.

ATTREZZATURE PLUS

CASSETTIERA INTERNA CON MANIGLIA LEGNO /
INTERNAL DRAWER UNIT WITH WOODEN HANDLE



Le cassettiere interne propongono una maniglia in legno rigorosa ed ergonomica. Sono disponibili in tutte le finiture degli interni armadi della gamma.

The internal drawer units have a simple, ergonomic wooden handle. They are available in all the finishes of the wardrobe interiors in the range.

ATTREZZATURE PLUS

CASSETTIERA INTERNA IN VETRO /
INTERNAL DRAWER UNIT WITH GLASS



Le cassettiere dispongono di frontali in vetro Trasparente fumé consentendo soluzioni compositive in grado di fornire eleganza e funzionalità.

The drawer units have clear fumé glass fronts for composition solutions which add both elegance and practicality.

ATTREZZATURE PLUS

TELAIO ESTRAIBILE / PULL-OUT FRAME



L'attrezzatura Plus comprende ripiani in telaio Carbon grey estraibili, dotati di fondo in vetro Trasparente o in nobilitato Leather grey.

The Plus fittings include pull-out shelves with Carbon grey frame, fitted with a clear glass or melamine-faced Leather grey bottom panel.

ATTREZZATURE PLUS

TELAIO ESTRAIBILE / *PULL-OUT FRAME*



Il telaio estraibile Plus in telaio Carbon grey offre contenibilità arricchendo l'estetica degli armadi Febal Casa.

The Plus pull-out frame with Carbon grey frame offers storage and adds aesthetic appeal to Febal Casa wardrobes.

ATTREZZATURE PLUS

TELAIO ESTRAIBILE IN VETRO CON VASSOI PORTAOGGETTI /
PULL-OUT FRAME WITH GLASS AND ORGANISER TRAYS



I ripiani estraibili in telaio Carbon grey con frontali in vetro Trasparente fumé permettono la visibilità del contenuto con discrezione e possono essere accessoriati con vassoi portaoggetti in similpelle Bianco toffee o Moka.

The pull-out shelves with Carbon grey frame and clear fumé glass fronts allow you to discretely view the contents and can be accessorised with organiser trays in Bianco toffee or Moka faux leather.

ATTREZZATURE PLUS

TELAIO ESTRAIBILE PORTAPANTALONI /
FRAME WITH PULL-OUT TROUSER RACK



Il telaio estraibile Plus portapantaloni è capace di ottimizzare gli spazi delle armadiature con particolare attenzione all'abbigliamento del nostro cliente.

The pull-out trouser rack frame optimises the spaces in the wardrobes with special care taken over our customers' clothing.

ATTREZZATURE PLUS

TELAIO ESTRAIBILE PORTAGONNE /
FRAME WITH PULL-OUT SKIRT RACK



Il telaio estraibile Plus con portagonne in Carbon grey coniuga funzionalità ed estetica all'interno dell'armadio.

The Plus pull-out frame with skirt rack in Carbon grey combines practicality and visual appeal in the wardrobe.

ATTREZZATURE PLUS

TELAIO ESTRAIBILE PLUS PORTABIANCHERIA /
PLUS LAUNDRY BASKET PULL-OUT FRAME



Si amplia l'offerta delle attrezzature interne degli armadi con l'introduzione del portabiancheria in tessuto.

The offer is expanded to include internal equipment for wardrobes with the introduction of the fabric laundry basket.

ATTREZZATURE PLUS

SERVETTO SALISCENDI / RISER RAIL



Il servetto saliscendi è la soluzione ideale per ottimizzare a pieno lo spazio a disposizione.

The riser rail is the ideal solution to fully optimise the available space.

ACCESSORI EXTRA

FERRAMENTA PER ARMADIATURE IN TITANIO /
TITANIUM HARDWARE FOR WARDROBES



La ferramenta per armadiature in Titanio rappresenta un dettaglio che rifinisce l'armadio in modo elegante.

Titanium hardware for wardrobes represents a delicate finishing touch for the wardrobe.

ACCESSORI EXTRA

FERRAMENTA PER ARMADIATURE IN NICHEL /
NICHEL HARDWARE FOR WARDROBES



Oltre che in titanio, la ferramenta per armadiature è disponibile anche in finitura Nichel.

In addition to titanium, hardware for wardrobes is also available in a Nickel finish.

ACCESSORI EXTRA

SCATOLA TESSUTO / *FABRIC BOX*



Gli interni degli armadi possono essere completati con le scatole disponibili in tessuto Grigio lino e Brown dotate di una ergonomica linguetta in similpelle Moka.

The interiors of the wardrobes can be completed with the boxes available in Grigio lino and Brown fabric featuring a handy Moka faux leather tab.

ACCESSORI EXTRA

GRUCCE / *HANGERS*



Gli accessori delle armadiature definiscono nel dettaglio lo stile della gamma includendo: grucce per donna con pinze, grucce per uomo con asta portapantaloni e gli anelli utili per sciarpe e foulard.

The wardrobe accessories define the style of the range and include: women's skirt hangers with clips, men's hangers with trouser bar and handy rings for scarves and cravats.

ACCESSORI EXTRA

PURIFICATORE D'ARIA / AIR PURIFIER



Il purificatore e profumatore d'aria esprime a pieno il concetto di comfort delle armadiature Febal Casa. E' un dispositivo innovativo e certificato che monitora la qualità dell'aria e si attiva per ridurre eventuali agenti nocivi all'interno dell'armadio.

The air purifier and perfume diffuser sum up the concept of comfort of Febal Casa wardrobes. This innovative and certified device monitors the air quality and activates to reduce any harmful agents inside the wardrobe.

ACCESSORI EXTRA

ALVEARE CON CASSAFORTE / STORAGE UNIT WITH SAFE



Attraverso un pratico sportello l'alveare può essere utilizzato come alloggiamento perfetto per posizionare una cassaforte.

The storage unit can be used as the perfect space to insert a safe using a handy door.

ACCESSORI EXTRA

ALVEARE CON WATCH WINDER /
STORAGE UNIT FOR WRISTWATCH DISPLAY



L'alveare portaoggetti con watch winder permette di esporre e conservare la propria collezione di orologi con uno stile inconfondibile.

The storage unit with wristwatch display allows you to display and store your wristwatch collection with an unmistakable style.

ACCESSORI EXTRA

ALVEARE PORTA OGGETTI / STORAGE UNIT

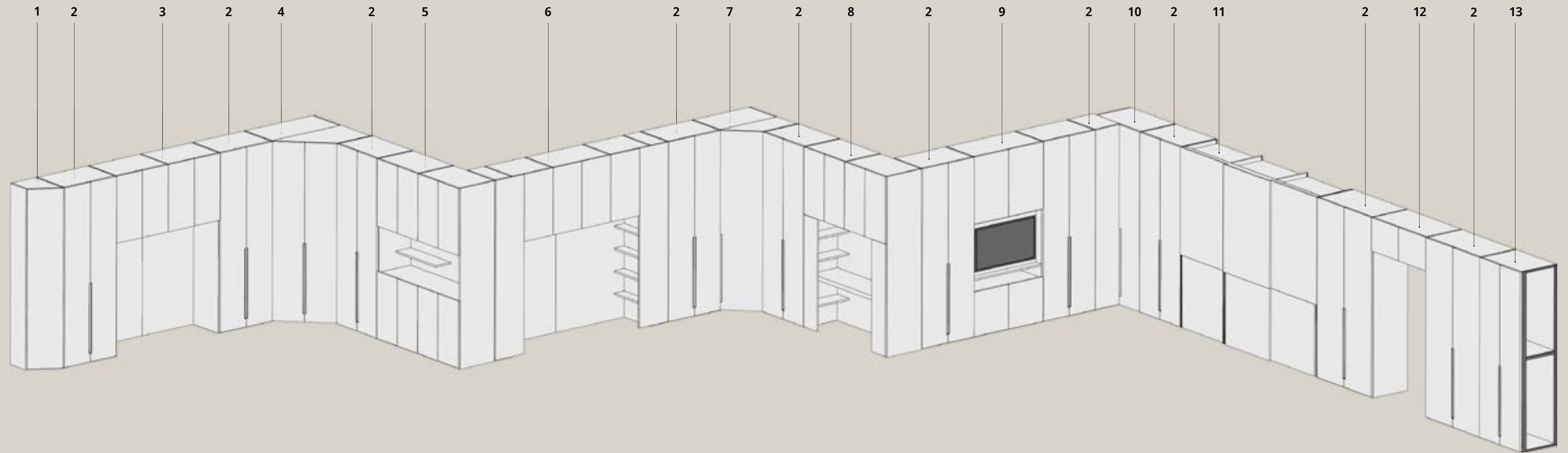


L'alveare multiuso può essere usato freestanding diventando un pratico elemento versatile all'interno dell'armadiatura.

The multi-purpose storage unit can be used in the freestanding version to become a versatile and practical element inside the wardrobe.

COMPONIBILITÀ
COMPONIBILITY

ARMADIATURE



1. Terminale
2. Armadio anta battente
3. Armadio ponte
4. Cabina armadio 2 ante
5. Armadio con nicchia
6. Armadio ponte (L 300)
7. Cabina armadio 1 anta
8. Armadio Consolle
9. Armadio con vano Porta TV
10. Armadio ad angolo
11. Armadio anta scorrevole
12. Armadio per passaggio
13. Armadio con anta battente e fianco telaio alluminio


1. End element
2. Swing wardrobe
3. Overhead wardrobe
4. 2-door walk-in wardrobe
5. Wardrobe with niche
6. Overhead wardrobe (L 300)
7. 1-door walk-in wardrobe
8. Console wardrobe
9. Wardrobe with TV mount
10. Corner wardrobe
11. Sliding wardrobe
12. Over-door wardrobe
13. Wardrobe with swing door and aluminium frame side

LUMIA

ANTA BATTENTE / HINGED DOORS


L'illuminazione è un elemento costante nella ricerca stilistica di Febal Casa. Interpretata come segno capace di donare un carattere discreto ed elegante ad ogni tipo di ambiente, nella zona notte diventa elemento decorativo e funzionale integrata all'anta Lumia.

Lighting is a constant element in Febal Casa's quest for style. Interpreted as a sign that adds discreet and elegant character to any environment, in the bedroom it becomes a decorative and functional element integrated into the Lumia door.



Ante Lumia in laccato opaco Grigio fango con presa maniglia illuminata in laccato opaco Aloe e anta Lewitt Plus in laccato opaco Grigio fango con maniglia gola in laccato opaco Aloe.

Lumia doors in matt lacquered Grigio fango with lighted handle grip in matt lacquered Aloe and Lewitt Plus door in matt lacquered Grigio fango with groove handle in matt lacquered Aloe.



Ante Lumia in laccato opaco Grigio Londra con presa maniglia illuminata in laccato opaco Grigio seta e anta Lewitt Plus in laccato opaco Grigio Londra con maniglia gola in laccato opaco Grigio seta.

Lumia doors in matt lacquered Grigio Londra with lighted handle grip in matt lacquered Grigio seta and Lewitt Plus door in matt lacquered Grigio Londra with groove handle in matt lacquered Grigio seta.

LETTI
BEDS

LETTI IMBOTTITI



ANOUK

Testata ANOUK: Imbottita Sp 10 cm con motivi verticali a contrasto come proposte rappresentate. Sfoderabile.

ANOUK headboard: Upholstered Th. 10 cm with vertical contrast pattern as illustrated. Removable cover



KIM

Testata KIM: Imbottita Sp 10 cm con cuciture a forma rettangolare in tinta. Sfoderabile.

KIM headboard: Upholstered Th. 10 cm with matching rectangular stitching. Removable cover.



SOFIA

Testata SOFIA: Imbottita Sp 10 cm con bordino volant perimetrale personalizzabile nei colori di gamma del rivestimento scelto. Sfoderabile.

SOFIA headboard: Upholstered Th. 10 cm with customisable outer edging in the colours of the selected cover range. Removable cover.



BENOIT

Testata BENOIT: Imbottita Sp 18 cm con cuciture in tinta. Sfoderabile.

BENOIT headboard: Upholstered Th. 18 cm with matching stitching. Removable cover.



TOKYO

Testata TOKYO: Imbottita Sp 12,5 cm con cordoncino personalizzabile nei colori di gamma del rivestimento scelto. Sfoderabile.

TOKYO headboard: Upholstered Th. 12.5 cm with customisable outer piping in the colours of the selected cover range. Removable cover.



MEMORIA

Testata MEMORIA: Imbottita Sp 10 cm con doppio bordino volant perimetrale. Bordino retro in tinta con la testata; bordino frontale personalizzabile nei colori di gamma del rivestimento scelto. Sfoderabile.

MEMORIA headboard: Upholstered Th. 10 cm with double outer valance. Rear valance in colour matching headboard; front customisable valance in the colours of the selected cover range. Removable cover.



SEURAT

Testata SEURAT: Imbottita Sp 14 cm con cordoncino perimetrale e bottoni, abbinati fra loro, personalizzabili nei colori di gamma del rivestimento scelto. Non sfoderabile.

SEURAT headboard: Upholstered Th. 14 cm with outer piping and buttons, combined together, customisable in the range of colours for the selected cover. Cover cannot be removed.



OPUS

Testata OPUS: Imbottita Sp 16 cm con inserto centrale personalizzabile nei colori di gamma del rivestimento scelto non sfoderabile.

OPUS headboard: Upholstered Th. 16 with customisable central insert in the range of colours of the selected non-removable cover.

LETTI IMBOTTITI



DAIQUIRI

Testata DAIQUIRI: Imbottita Sp 12 cm con cuciture in tinta. Sfoderabile.

DAIQUIRI headboard: Upholstered Th. 12 cm with matching stitching. Removable cover.



HUG

Testata HUG: Imbottita Sp 18 cm con cucitura in tinta. Sfoderabile.

HUG headboard: Upholstered Th. 18 cm with matching stitching. Removable cover.



SOFTCASE ROYAL

Testata SOFTCASE ROYAL: Imbottita Sp 10 cm con cuciture in tinta. Composta da 2 testate. Non sfoderabile.

SOFTCASE ROYAL headboard: Upholstered Th. 10 cm with matching stitching. Consisting of 2 headboards. Cover cannot be removed.



LIEBE

Testata LIEBE: Imbottita Sp 11 cm con bottoncini Ø 1,8 cm e cuciture in tinta. Non sfoderabile.

LIEBE headboard: Upholstered Th. 11 cm with buttons Ø 1.8 cm and matching stitching. Cover cannot be removed.



BELLINI

Testata BELLINI: Imbottita Sp 15 cm con cuciture in tinta; cordoncino perimetrale personalizzabile nei colori di gamma del rivestimento scelto. Sfoderabile.

BELLINI headboard: Upholstered Th. 15 cm with matching stitching; customisable outer piping in the colours of the selected cover range. Removable cover.



SOFTCASE

Testata SOFTCASE: Imbottita Sp 10 cm con cuciture in tinta. Sfoderabile.

SOFTCASE headboard: Upholstered Th. 10 cm with matching stitching. Removable cover.



DESIRE

Testata DESIRE: Imbottita Sp 5,5 cm disponibile nelle versioni 3, 4 e 5 doghe applicate su parete ad una distanza di 5 mm.

DESIRE headboard: Upholstered Th 5.5 cm available in versions with 3, 4 and 5 slats applied to the wall at a distance of 5 mm.

LETTI IN PANNELLO



SOAVE

Testata SOAVE: Pannello nobilitato Sp 2,5 cm con inserto in pannello Sp 1,8 cm.

SOAVE headboard: Melamine-faced panel Th. 2.5 cm with panel insert Th. 1.8 cm. eter frame in wood Th 6 cm.



BEACH

Testata BEACH: Tamburato curvo Sp 5 cm.

BEACH headboard: Honey-comb curved Th. 5 cm.



LISBOA

Testata LISBOA: Pannello nobilitato Sp 2,5 e gambe in legno massello con sezione 4,5 x 4,5

LISBOA headboard: Melamine-faced panel Th 2.5 and legs in solid wood with diameter 4.5 x 4.5



LISBOA SOFT

Testata LISBOA SOFT: Pannello nobilitato Sp 2,5 imbottito e gambe in legno massello con sezione 4,5 x 4,5

LISBOA SOFT headboard: Melamine-faced upholstered panel Th 2.5 and legs in solid wood with diameter 4.5 x 4.5



NAVONA

Testata NAVONA: Pannello nobilitato e massello.

NAVONA headboard: Melamine-faced and solid panel.



NAVONA SOFT

Testata NAVONA SOFT: Pannello nobilitato e massello. Cuscini imbottiti Sp 10 cm removibili e sfoderabili.

NAVONA SOFT headboard: Melamine-faced and solid panel. Detachable upholstered cushions Th. 10 cm with removable covers.



NOUVELLE

Testata NOUVELLE: Pannello frontale e laterali in nobilitato Sp 1,8 cm; cornice perimetrale in legno Sp 6 cm.

NOUVELLE headboard : Front and side panels in melamine-faced Th. 1.8 cm; perimeter frame in wood Th 6 cm.




MARCEL

Testata MARCEL: Multistrato di fibra Sp 1,8 cm curvo e concavo.


MARCEL headboard: Fibre plywood Th. 1.8 cm curved and concave.

FINITURE
FINISHING


Laccato opaco e lucido
Matt and glossy lacquered




BIANCO NEVE




BIANCO PURO




AVORIO




MANDORLA



CACHEMIRE




OCRA




GRIGIO SETA




VISIONE




CAPPUCCINO



GRIGIO LONDRA



CAFFÈ




MARRONE SCURO



GRIGIO OXFORD



GRIGIO PLATINO




GRIGIO DAYTONA



GRIGIO FANGO




GRIGIO ANTRACITE




ROSSO VINO




GRIGIO CITTÀ



ALOE




DARK EMERALD



VERDE CINABRO




OCEANO




NERO INTENSO


Nobilitato
Melamine-faced



BIANCO OPACO



DESERT




GRIGIO DORIAN




GRIGIO TITANIO




CANAPA



BASALTO




MOKA




ROVERE WHITE



EUCALIPTO ARGENTO



NOCE GOLD



NOCE



EUCALIPTO



SETA ARGENTO



SETA BEIGE



LEATHER GREY




LEATHER CAMEL



CEMENTO MASDAR

Gres opaco e lucido
Matt and glossy gres



CALACATTA




STONE GREY

Telaio alluminio
Aluminium frame




CARBON GREY

Vetri
Glass



TRASPARENTE FUMÈ



OMBRA FUMÉ



STOP SOL



SPECCHIO FUMÉ



ART DIRECTION

Arch. Paolo Colombo

Paolo Colombo è nato a Milano il 21 maggio 1970 e si è laureato al Politecnico di Milano nel luglio 1998.

Ha fondato piu' di 15 anni fa A++, studio multidisciplinare che si occupa di tutto cio' che riguarda lo spazio del vivere "umano": dal design di prodotto, alla comunicazione, dall'architettura di interni fino alla pianificazione urbanistica.

Un progetto, quello di A++ che ha visto una crescita esponenziale, arrivando oggi a contare 9 uffici nel mondo con un team di piu' di 150 persone.

Questo è stato reso possibile soprattutto grazie ad una visione nella quale il processo creativo è il risultato di un flusso libero attraverso diverse culture, discipline e competenze, mantenendo sempre l'uomo e le sue esigenze come centro imprescindibile del progetto.

www.a2plus.green

Paolo Colombo was born in Milan on May 21st 1970 and graduated from the Milan Polytechnic in July 1998.

He founded A++ more than 15 years ago, a multidisciplinary studio that deals with everything related to the "human" living space: from product design, to communication, from interior architecture to urban planning.

A project, such as A++ has seen an exponential growth, arriving today to count 9 offices accross the globe with a team of more than 150 people.

This was made possible above all thanks to a vision in which the creative process is the result of free flow through different cultures, disciplines and skills, always keeping as a key player in the project man and his needs.



Strada Ca' Valentino, 124
47891 - Falciano
Repubblica di San Marino

Tel. da Italia 0549 943 573
International calls +378 0549 975948

